

Demographics SY 2023-24

Total DCSD Enrollment

91,755

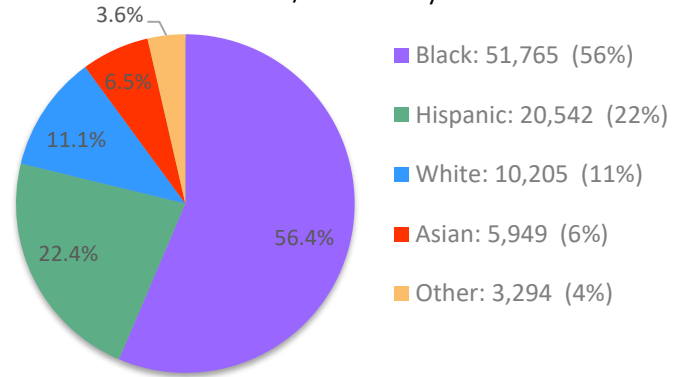
51.1%



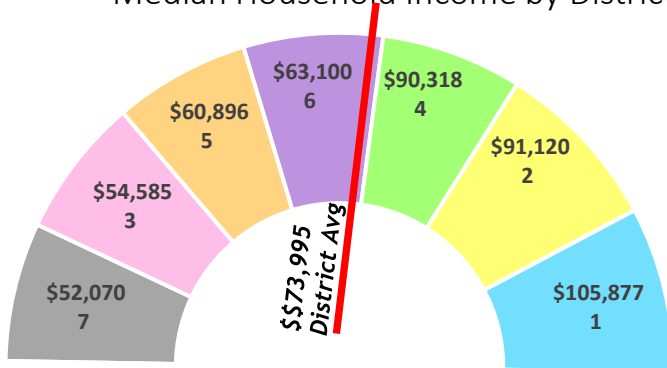
48.9%



Race/Ethnicity

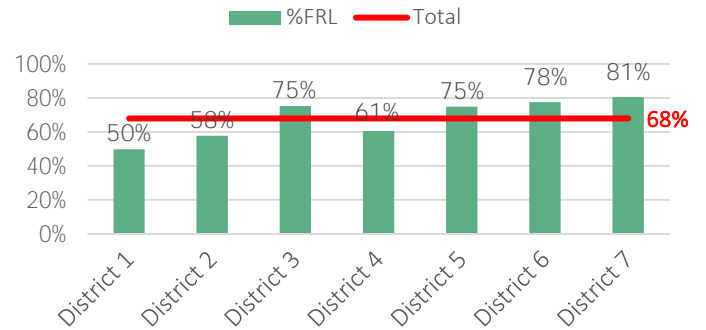


Median Household Income by District

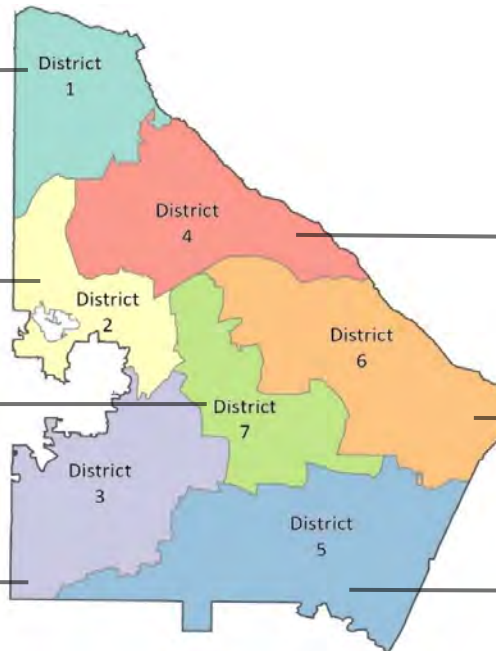


*Size of slice is proportional to the number of households in the District

Free & Reduced Lunch (FRL)



Students and Schools by



| District 1 - Mrs. Hill | Students | Schools | FRL |
|------------------------|---------------|-----------|--------------|
| Elementary Sch (PK-5) | 5,807 | 10 | 2,834 |
| Middle School (6-8) | 3,739 | 3 | 2,149 |
| High School (9-12) | 3,806 | 2 | 1,528 |
| Program School (PK-12) | 0 | 0 | 0 |
| Charter School (K-12) | 668 | 2 | 481 |
| Total | 14,020 | 17 | 6,992 |

| District 2 - Mrs. McGinniss | Students | Schools | FRL |
|-----------------------------|---------------|-----------|--------------|
| Elementary Sch (PK-5) | 6,668 | 12 | 3,539 |
| Middle School (6-8) | 926 | 1 | 539 |
| High School (9-12) | 3,225 | 2 | 2,086 |
| Program School (PK-12) | 127 | 2 | 90 |
| Charter School (K-12) | 474 | 1 | 337 |
| Total | 11,420 | 18 | 6,591 |

| District 7 - Dr. Morley | Students | Schools | FRL |
|-------------------------|---------------|-----------|--------------|
| Elementary Sch (PK-5) | 4,547 | 8 | 3,913 |
| Middle School (6-8) | 3,119 | 4 | 2,522 |
| High School (9-12) | 3,927 | 3 | 2,910 |
| Program School (PK-12) | 36 | 1 | 19 |
| Charter School (K-12) | 0 | 0 | 0 |
| Total | 11,629 | 16 | 9,364 |

| District 3 - Mrs. Pierce | Students | Schools | FRL |
|--------------------------|---------------|---------------|-------|
| Elementary Sch (PK-5) | 5,698 | 12 | 4,634 |
| Middle School (6-8) | 2,077 | 3 | 1,677 |
| High School (9-12) | 3,896 | 5 | 2,736 |
| Program School (PK-12) | 573 | 2 | 335 |
| Charter School (K-12) | 1,149 | 2 | 684 |
| Total | 13,393 | 10,066 | |

| Total | Students | Schools | FRL |
|------------------------|---------------|------------|---------------|
| Elementary Sch (PK-5) | 41,727 | 77 | 29,207 |
| Middle School (6-8) | 17,607 | 19 | 12,621 |
| High School (9-12) | 26,701 | 22 | 17,044 |
| Program School (PK-12) | 1,626 | 12 | 1,030 |
| Charter School (K-12) | 4,094 | 7 | 2,419 |
| Total | 91,755 | 137 | 62,321 |

| District 4 - Ms. Gevertz | Students | Schools | FRL |
|--------------------------|---------------|-----------|--------------|
| Elementary Sch (PK-5) | 6,198 | 13 | 4,042 |
| Middle School (6-8) | 2,548 | 2 | 1,763 |
| High School (9-12) | 3,789 | 2 | 2,121 |
| Program School (PK-12) | 215 | 1 | 99 |
| Charter School (K-12) | 1,037 | 1 | 324 |
| Total | 13,787 | 19 | 8,349 |

| District 6 - Mr. DaCosta | Students | Schools | FRL |
|--------------------------|---------------|-----------|---------------|
| Elementary Sch (PK-5) | 7,319 | 12 | 5,970 |
| Middle School (6-8) | 2,581 | 3 | 1,949 |
| High School (9-12) | 3,021 | 4 | 2,149 |
| Program School (PK-12) | 376 | 5 | 248 |
| Charter School (K-12) | 766 | 1 | 593 |
| Total | 14,063 | 25 | 10,909 |

| District 5 - Mrs. Turner | Students | Schools | FRL |
|--------------------------|---------------|-----------|---------------|
| Elementary Sch (PK-5) | 5,490 | 10 | 4,275 |
| Middle School (6-8) | 2,617 | 3 | 2,022 |
| High School (9-12) | 5,037 | 4 | 3,514 |
| Program School (PK-12) | 299 | 1 | 239 |
| Charter School (K-12) | 0 | 0 | 0 |
| Total | 13,443 | 18 | 10,050 |