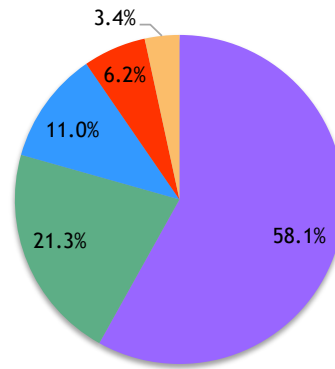
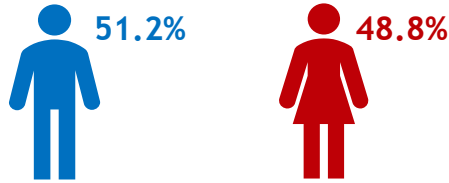


# DeKalb County School District Demographics (2022-23 School Year)



## Total DCSD Student Population

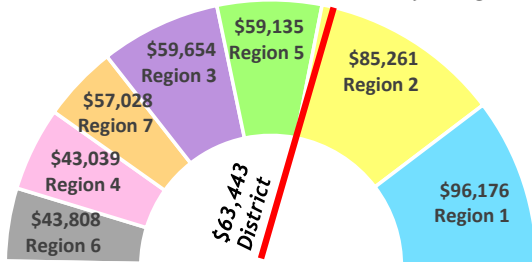
# 92,672



## Racial Breakdown

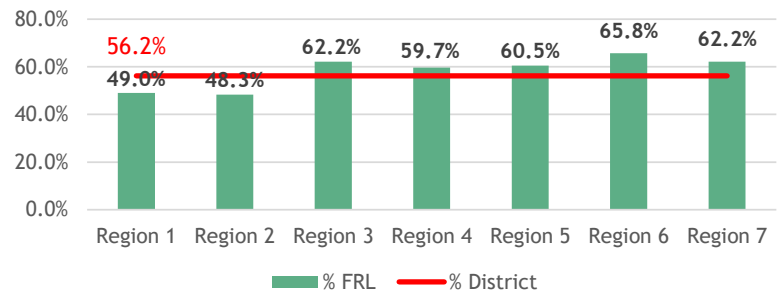
- Black: 53,838 (58%)
- Hispanic: 19,718 (21%)
- White: 10,238 (11%)
- Asian: 5,733 (6%)
- Other: 3,145 (3%)

## Median Household Income by Region



\*Size of slice is proportional to household population of the Region

## % Eligible for Free & Reduced Lunch



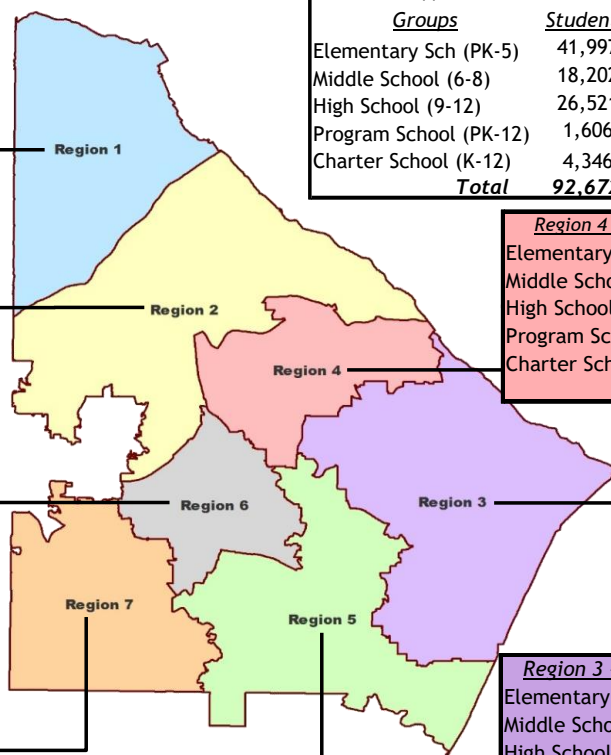
Region 1 - Ms. Peach			
	Students	Schools	FRL
Elementary Sch (PK-5)	10,254	17	5,043
Middle School (6-8)	3,846	3	1,943
High School (9-12)	5,514	3	2,462
Program School (PK-12)	71	1	47
Charter School (K-12)	667	2	424
<b>Total</b>	<b>20,352</b>	<b>26</b>	<b>9,919</b>

District Wide			
Groups	Students	Schools	FRL
Elementary Sch (PK-5)	41,997	77	24,578
Middle School (6-8)	18,202	19	10,816
High School (9-12)	26,521	22	13,330
Program School (PK-12)	1,606	12	1,146
Charter School (K-12)	4,346	8	2,147
<b>Total</b>	<b>92,672</b>	<b>138</b>	<b>52,017</b>

Region 2 - Mr. Arnold			
	Students	Schools	FRL
Elementary Sch (PK-5)	8,122	17	4,192
Middle School (6-8)	3,449	3	2,040
High School (9-12)	5,066	3	2,223
Program School (PK-12)	261	2	64
Charter School (K-12)	2,081	3	619
<b>Total</b>	<b>18,979</b>	<b>28</b>	<b>9,138</b>

Region 4 - Dr. Saucé			
	Students	Schools	FRL
Elementary Sch (PK-5)	5,070	8	3,301
Middle School (6-8)	2,868	3	1,751
High School (9-12)	3,173	4	1,601
Program School (PK-12)	175	5	65
Charter School (K-12)	763	1	510
<b>Total</b>	<b>12,049</b>	<b>21</b>	<b>7,228</b>

Region 6 - Ms. Taylor			
	Students	Schools	FRL
Elementary Sch (PK-5)	2,873	7	1,980
Middle School (6-8)	1,308	2	839
High School (9-12)	1,975	3	946
Program School (PK-12)	857	3	855
Charter School (K-12)	563	1	408
<b>Total</b>	<b>7,576</b>	<b>16</b>	<b>5,028</b>



Region 7 - Ms. Lester			
	Students	Schools	FRL
Elementary Sch (PK-5)	5,080	9	3,206
Middle School (6-8)	1,634	2	1,064
High School (9-12)	1,891	2	1,088
Program School (PK-12)	242	1	115
Charter School (K-12)	0	0	0
<b>Total</b>	<b>8,847</b>	<b>14</b>	<b>5,473</b>

Region 3 - Dr. Tartt			
	Students	Schools	FRL
Elementary Sch (PK-5)	5,185	9	3,418
Middle School (6-8)	2,692	3	1,669
High School (9-12)	4,976	4	2,879
Program School (PK-12)	0	0	0
Charter School (K-12)	272	1	186
<b>Total</b>	<b>13,125</b>	<b>17</b>	<b>8,152</b>

Region 5 - Dr. Weaver			
	Students	Schools	FRL
Elementary Sch (PK-5)	5,413	10	3,438
Middle School (6-8)	2,405	3	1,510
High School (9-12)	3,926	3	2,131
Program School (PK-12)	0	0	0
Charter School (K-12)	0	0	0
<b>Total</b>	<b>11,744</b>	<b>16</b>	<b>7,079</b>

Student Data: Infinite Campus 10/04/2022,  
FRL: DCSD School Nutrition 11/28/2022  
Income: US Census, ACS 5-Year Estimates,  
2016-2020