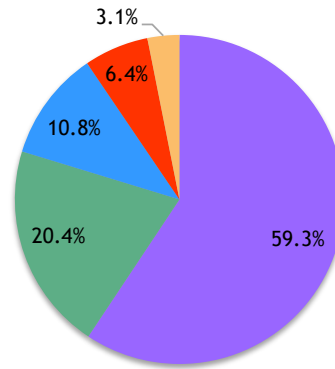
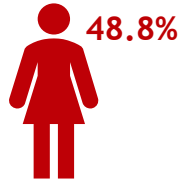
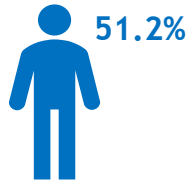


# DeKalb County School District Demographics (2021-22 School Year)



## Total DCSD Student Population

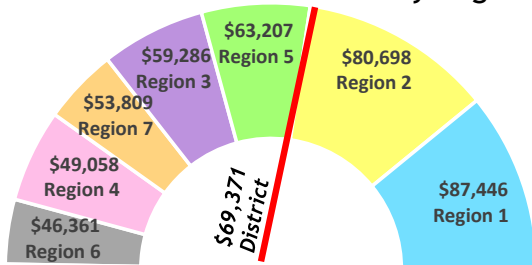
# 93,703



## Racial Breakdown

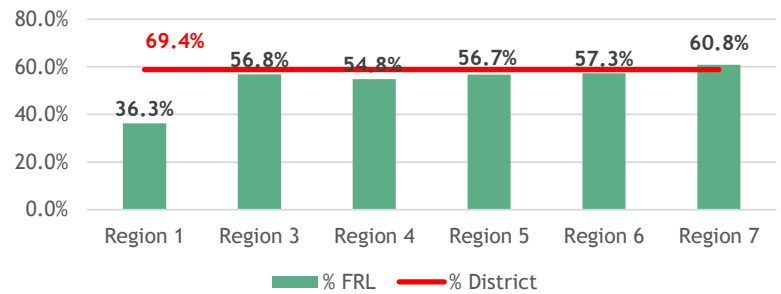
- Black: 55,602 (59%)
- Hispanic: 19,092 (20%)
- White: 10,127 (11%)
- Asian: 5,951 (6%)
- Other: 2,931 (3%)

## Median Household Income by Region



\*Size of slice is proportional to household population of the Region

## % Eligible for Free & Reduced Lunch



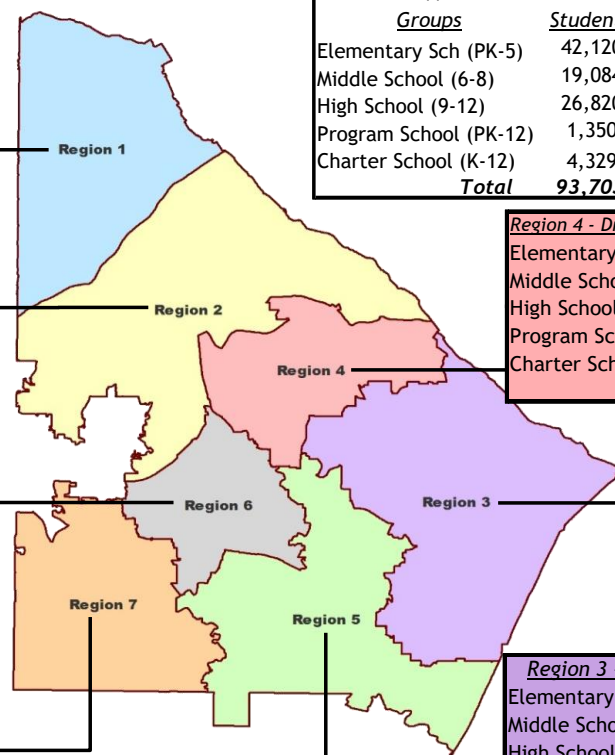
Region 1 - Ms. Peach			
	Students	Schools	FRL
Elementary Sch (PK-5)	10,154	17	3,815
Middle School (6-8)	4,063	3	1,605
High School (9-12)	5,488	3	1,698
Program School (PK-12)	65	1	18
Charter School (K-12)	633	2	279
<b>Total</b>	<b>20,403</b>	<b>26</b>	<b>7,415</b>

District Wide			
Groups	Students	Schools	FRL
Elementary Sch (PK-5)	42,120	77	21,980
Middle School (6-8)	19,084	19	9,967
High School (9-12)	26,820	22	11,244
Program School (PK-12)	1,350	12	381
Charter School (K-12)	4,329	8	1,647
<b>Total</b>	<b>93,703</b>	<b>138</b>	<b>45,219</b>

Region 2 - Mr. Arnold			
	Students	Schools	FRL
Elementary Sch (PK-5)	8,033	17	3,276
Middle School (6-8)	3,540	3	1,459
High School (9-12)	5,083	3	1,526
Program School (PK-12)	235	2	54
Charter School (K-12)	2,093	3	502
<b>Total</b>	<b>18,984</b>	<b>28</b>	<b>6,817</b>

Region 4 - Dr. Campbell (i)			
	Students	Schools	FRL
Elementary Sch (PK-5)	5,017	8	3,105
Middle School (6-8)	2,886	3	1,667
High School (9-12)	3,280	4	1,453
Program School (PK-12)	202	5	42
Charter School (K-12)	759	1	389
<b>Total</b>	<b>12,144</b>	<b>21</b>	<b>6,656</b>

Region 6 - Dr. Alexander (i)			
	Students	Schools	FRL
Elementary Sch (PK-5)	2,910	7	1,965
Middle School (6-8)	1,476	2	927
High School (9-12)	2,125	3	989
Program School (PK-12)	653	3	189
Charter School (K-12)	559	1	352
<b>Total</b>	<b>7,723</b>	<b>16</b>	<b>4,422</b>



Region 7 - Dr. Swanson			
	Students	Schools	FRL
Elementary Sch (PK-5)	5,249	9	3,175
Middle School (6-8)	1,660	2	1,054
High School (9-12)	775	1	509
Program School (PK-12)	195	1	78
Charter School (K-12)	0	0	0
<b>Total</b>	<b>7,879</b>	<b>13</b>	<b>4,816</b>

Region 3 - Dr. Tartt			
	Students	Schools	FRL
Elementary Sch (PK-5)	5,239	9	3,282
Middle School (6-8)	1,644	2	975
High School (9-12)	3,411	3	1,619
Program School (PK-12)	0	0	0
Charter School (K-12)	285	1	125
<b>Total</b>	<b>10,579</b>	<b>15</b>	<b>6,001</b>

Region 5 - Dr. Weaver			
	Students	Schools	FRL
Elementary Sch (PK-5)	5,518	10	3,362
Middle School (6-8)	3,815	4	2,280
High School (9-12)	6,658	5	3,450
Program School (PK-12)	0	0	0
Charter School (K-12)	0	0	0
<b>Total</b>	<b>15,991</b>	<b>19</b>	<b>9,092</b>