

DeKalb County School District (DCSD) Demographics (2019-20 School Year)



Total DCSD Student Population

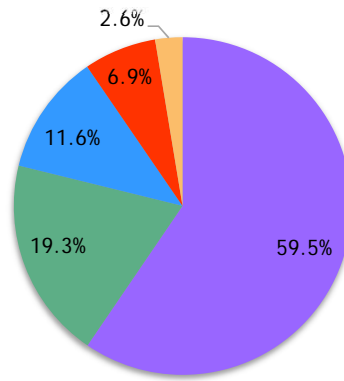
98,957



51.3%



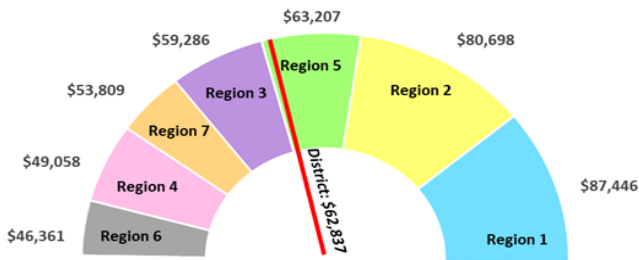
48.7%



Racial Breakdown

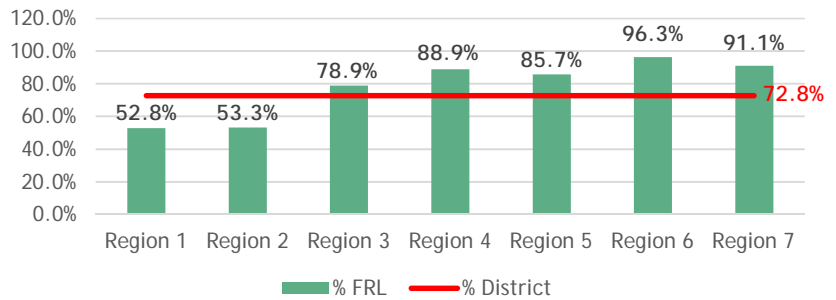
- Black: 58,912 (60%)
- Hispanic: 19,114 (19%)
- White: 11,457 (12%)
- Asian: 6,872 (7%)
- Other: 2,602 (3%)

Median Household Income by Region



*Size of slice is proportional to household population of the Region
(Source: Esri Demographic Data for Education Institutions)

Free & Reduced Lunch (FRL)



| Region 1 | Students | Schools | FRL |
|--------------------------|---------------|-----------|---------------|
| Elementary School (PK-5) | 11,617 | 16 | 5,384 |
| Middle School (6-8) | 4,350 | 3 | 2,234 |
| High School (9-12) | 5,526 | 3 | 2,183 |
| Program School (PK-12) | 75 | 1 | 37 |
| Charter School (K-12) | 631 | 2 | 404 |
| Total | 22,199 | 25 | 10,242 |

| District Wide | Students | Schools | FRL |
|--------------------------|---------------|------------|---------------|
| Elementary School (PK-5) | 46,306 | 76 | 32,443 |
| Middle School (6-8) | 19,924 | 19 | 13,544 |
| High School (9-12) | 26,524 | 22 | 15,809 |
| Program School (PK-12) | 1,898 | 14 | 217 |
| Charter School (K-12) | 4,305 | 8 | 2,048 |
| Total | 98,957 | 139 | 64,061 |

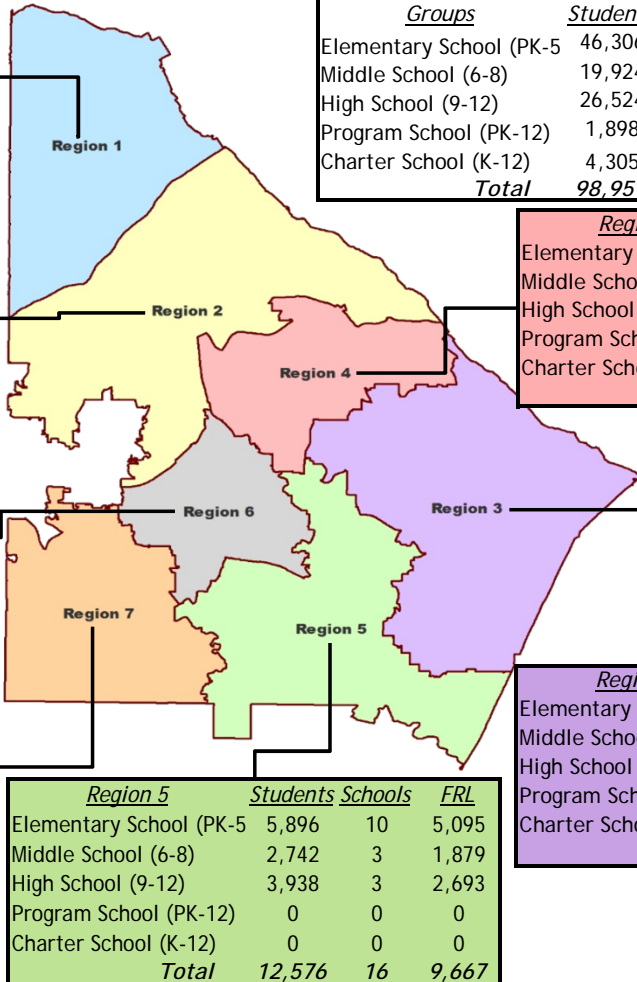
| Region 2 | Students | Schools | FRL |
|--------------------------|---------------|-----------|--------------|
| Elementary School (PK-5) | 8,623 | 17 | 4,441 |
| Middle School (6-8) | 3,651 | 3 | 1,889 |
| High School (9-12) | 5,117 | 3 | 2,027 |
| Program School (PK-12) | 275 | 2 | 39 |
| Charter School (K-12) | 1,964 | 3 | 538 |
| Total | 19,630 | 28 | 8,934 |

| Region 4 | Students | Schools | FRL |
|--------------------------|---------------|-----------|--------------|
| Elementary School (PK-5) | 5,397 | 8 | 4,668 |
| Middle School (6-8) | 2,999 | 3 | 2,311 |
| High School (9-12) | 2,886 | 3 | 2,199 |
| Program School (PK-12) | 259 | 5 | 45 |
| Charter School (K-12) | 718 | 1 | 417 |
| Total | 12,259 | 20 | 9,640 |

| Region 6 | Students | Schools | FRL |
|--------------------------|--------------|-----------|--------------|
| Elementary School (PK-5) | 3,439 | 7 | 3,371 |
| Middle School (6-8) | 1,641 | 2 | 1,641 |
| High School (9-12) | 2,139 | 3 | 1,782 |
| Program School (PK-12) | 214 | 4 | 96 |
| Charter School (K-12) | 541 | 1 | 406 |
| Total | 7,974 | 17 | 7,296 |

| Region 7 | Students | Schools | FRL |
|--------------------------|--------------|-----------|--------------|
| Elementary School (PK-5) | 5,561 | 9 | 4,923 |
| Middle School (6-8) | 1,605 | 2 | 1,605 |
| High School (9-12) | 2,139 | 3 | 1,811 |
| Program School (PK-12) | 214 | 2 | 0 |
| Charter School (K-12) | 0 | 0 | 0 |
| Total | 9,519 | 16 | 8,339 |

| Region 3 | Students | Schools | FRL |
|--------------------------|---------------|-----------|--------------|
| Elementary School (PK-5) | 5,773 | 9 | 4,561 |
| Middle School (6-8) | 2,936 | 3 | 1,985 |
| High School (9-12) | 4,901 | 4 | 3,114 |
| Program School (PK-12) | 0 | 0 | 0 |
| Charter School (K-12) | 451 | 1 | 283 |
| Total | 14,061 | 17 | 9,943 |



| Region 5 | Students | Schools | FRL |
|--------------------------|---------------|-----------|--------------|
| Elementary School (PK-5) | 5,896 | 10 | 5,095 |
| Middle School (6-8) | 2,742 | 3 | 1,879 |
| High School (9-12) | 3,938 | 3 | 2,693 |
| Program School (PK-12) | 0 | 0 | 0 |
| Charter School (K-12) | 0 | 0 | 0 |
| Total | 12,576 | 16 | 9,667 |