

# DeKalb County School District (DCSD) Demographics (2018-19 School Year)



## Total DCSD Student Population

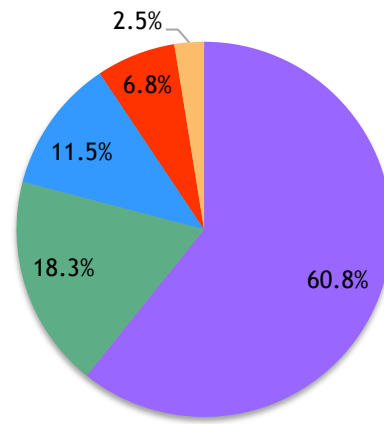
# 99,212



51.3%



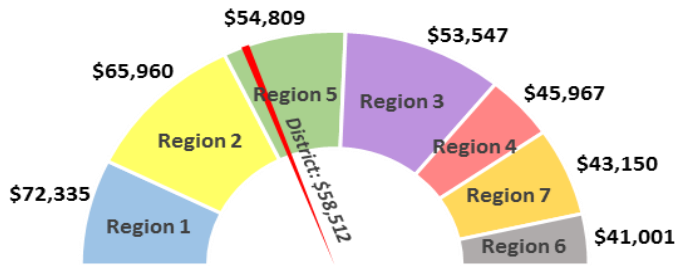
48.7%



## Racial Breakdown

- Black: 60,284 (61%)
- Hispanic: 18,181 (18%)
- White: 11,442 (12%)
- Asian: 6,780 (7%)
- Other: 2,525 (3%)

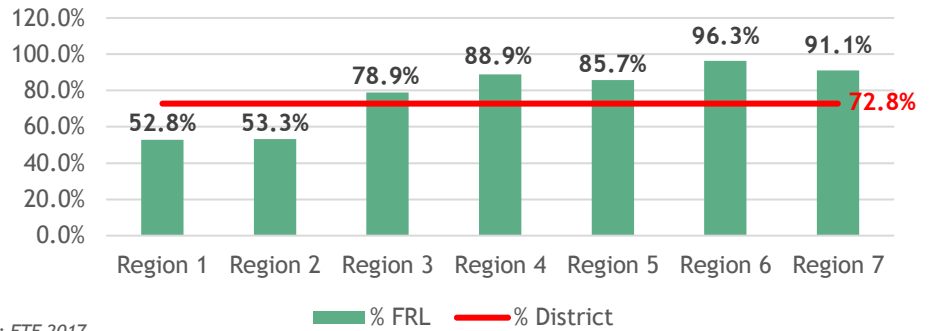
## Median Household Income by Region



\* Size of slice is proportional to actual size of Region

\* Income Source: FTE 2017

## Free & Reduced Lunch (FRL)



Region 1	Students	Schools	FRL
Elementary School (PK-5)	11,091	16	6,095
Middle School (6-8)	4,274	3	2,489
High School (9-12)	5,296	3	2,343
Program School (PK-12)	74	1	49
Charter School (K-12)	615	2	409
<b>Total</b>	<b>21,350</b>	<b>25</b>	<b>11,385</b>

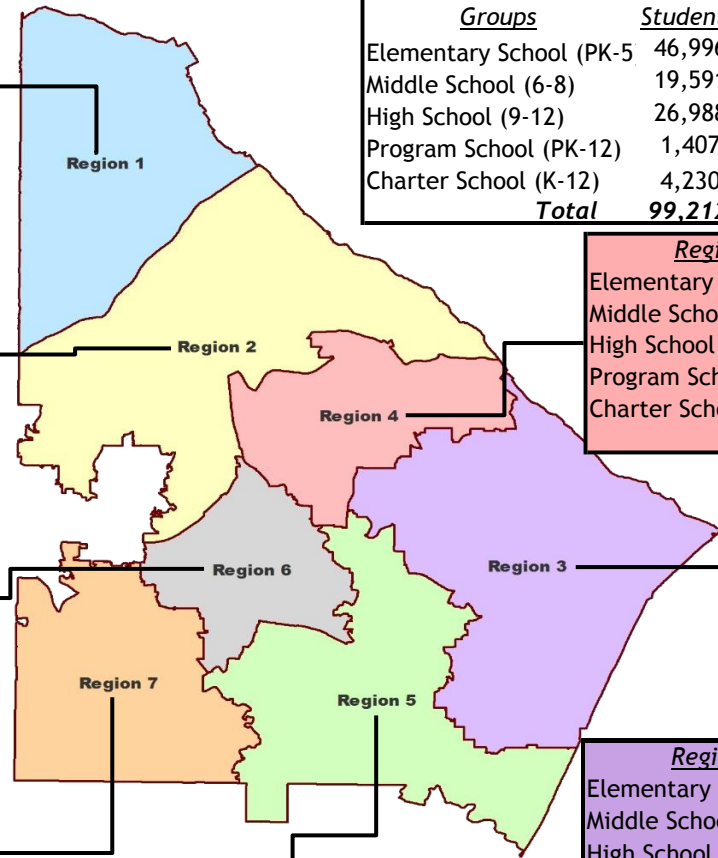
District Wide	Students	Schools	FRL
Elementary School (PK-5)	46,996	76	36,738
Middle School (6-8)	19,591	19	15,244
High School (9-12)	26,988	22	17,783
Program School (PK-12)	1,407	14	283
Charter School (K-12)	4,230	8	2,133
<b>Total</b>	<b>99,212</b>	<b>139</b>	<b>72,181</b>

Region 2	Students	Schools	FRL
Elementary School (PK-5)	9,024	17	5,461
Middle School (6-8)	3,678	3	2,231
High School (9-12)	5,204	3	2,457
Program School (PK-12)	281	2	32
Charter School (K-12)	1,919	3	576
<b>Total</b>	<b>20,106</b>	<b>28</b>	<b>10,757</b>

Region 4	Students	Schools	FRL
Elementary School (PK-5)	5,274	8	5,149
Middle School (6-8)	2,907	3	2,571
High School (9-12)	2,813	3	2,470
Program School (PK-12)	247	5	45
Charter School (K-12)	726	1	456
<b>Total</b>	<b>11,967</b>	<b>20</b>	<b>10,691</b>

Region 6	Students	Schools	FRL
Elementary School (PK-5)	3,715	7	3,689
Middle School (6-8)	1,742	2	1,751
High School (9-12)	2,205	3	2,127
Program School (PK-12)	193	4	157
Charter School (K-12)	519	1	398
<b>Total</b>	<b>8,374</b>	<b>17</b>	<b>8,122</b>

Region 7	Students	Schools	FRL
Elementary School (PK-5)	5,770	9	5,305
Middle School (6-8)	1,510	2	1,516
High School (9-12)	2,205	3	1,889
Program School (PK-12)	193	2	0
Charter School (K-12)	0	0	0
<b>Total</b>	<b>9,678</b>	<b>16</b>	<b>8,710</b>



Region 5	Students	Schools	FRL
Elementary School (PK-5)	6,252	10	5,901
Middle School (6-8)	2,717	3	2,307
High School (9-12)	4,029	3	2,972
Program School (PK-12)	0	0	0
Charter School (K-12)	0	0	0
<b>Total</b>	<b>12,998</b>	<b>16</b>	<b>11,180</b>

Region 3	Students	Schools	FRL
Elementary School (PK-5)	5,870	9	5,138
Middle School (6-8)	2,763	3	2,379
High School (9-12)	5,135	4	3,525
Program School (PK-12)	0	0	0
Charter School (K-12)	451	1	294
<b>Total</b>	<b>14,219</b>	<b>17</b>	<b>11,336</b>