

Capital Improvement Program 2012 - 2017

Period Ending

February 29, 2016

MONTHLY STATUS REPORT



AECOM



BRAILSFORD & DUNLAVEY
INSPIRE. EMPower. ADVANCE

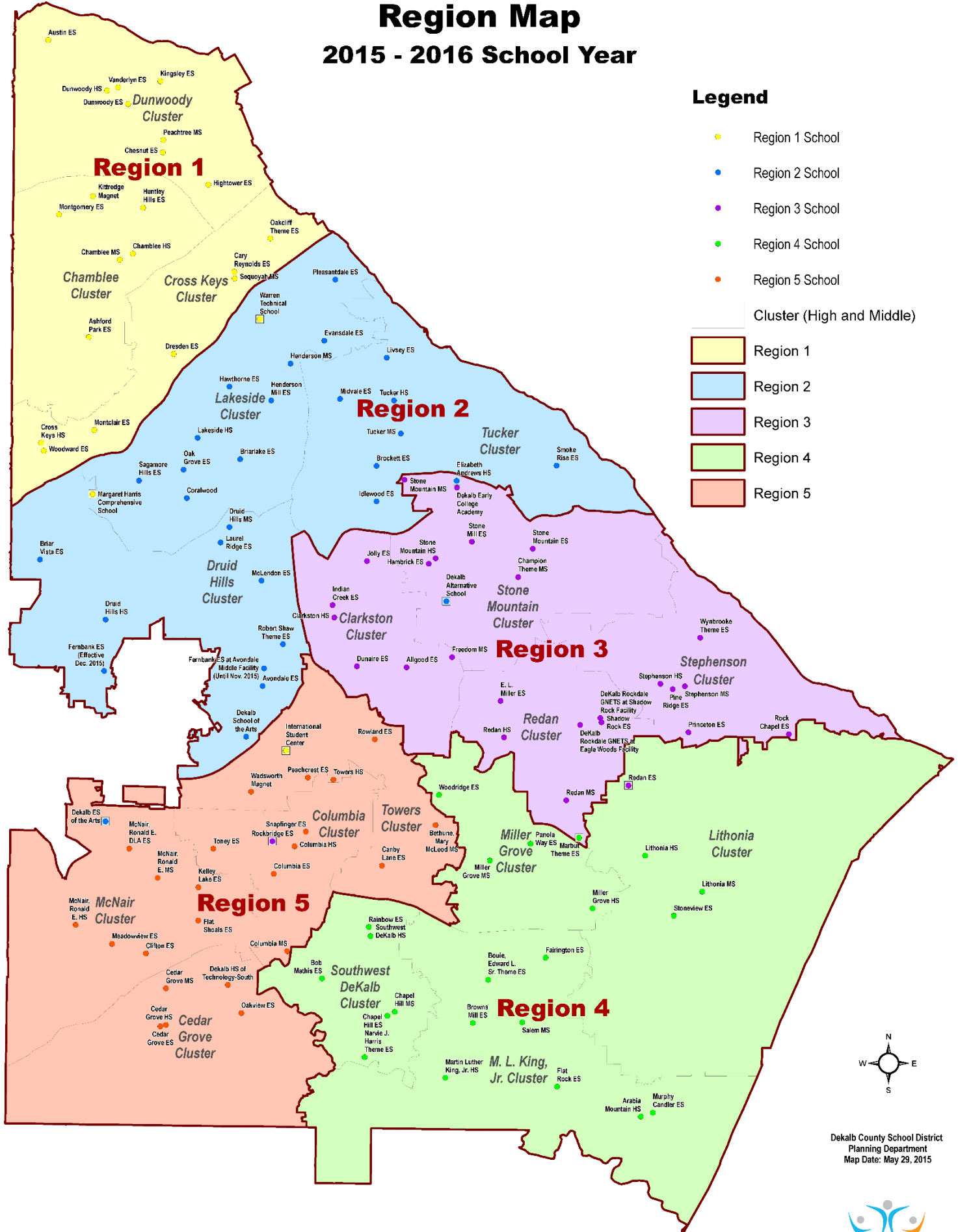


Issue Date – March 18, 2016

DeKalb County School District

Region Map

2015 - 2016 School Year

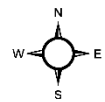


Legend

- Region 1 School
- Region 2 School
- Region 3 School
- Region 4 School
- Region 5 School

Cluster (High and Middle)

- Region 1
- Region 2
- Region 3
- Region 4
- Region 5



DeKalb County School District
 Planning Department
 Map Date: May 29, 2015





To the Members of the DeKalb County Board of Education (BOE), DeKalb County School District (DCSD) Superintendent, DCSD staff, DCSD students, DCSD Education Special Purpose Local Option Sales Tax (E-SPLOST) Oversight Committee, and DeKalb County community, the AECOM Team (AECOM), which includes CERM, Brailsford & Dunlavey, and EGM is pleased to issue the Monthly Status Report (MSR) for the period ending **February 1, 2016 to February 29, 2016** for the DeKalb County School District's (DCSD) Capital Improvement Program (CIP). This Program includes DCSD's 2012-2017 CIP (E-SPLOST IV) and the remainder of the District's E-SPLOST III projects.

AECOM has a considerable amount of experience in design and construction, which we are using to make this the most successful CIP that DCSD has experienced. AECOM is dedicated to providing clear and concise program / project management. The purpose of this report is to provide the highlights of the program and projects. This monthly report is an important tool we use to gather the facts, analyze them as a whole, determine the most beneficial path for the School District and the community, and make informed decisions.

For the Month of February 2016, we managed approximately \$463.8 million of which, \$6.5 million in E-SPLOST III projects (4 projects total) and about \$457.3 million in E-SPLOST IV projects (133 projects in a number of schools).

This monthly summary includes separate project reports on all "active" projects in Design Procurement, Design, Construction Procurement, Construction, or Non-Construction phases.

We are dedicated to making this a successful program for all. For questions or comments about this report, please send your query in writing to the DCSD Operations Division – Department of Facilities Management, ATTN: AECOM Program Director, John D. Wright, 1780 Montreal Road, Atlanta, GA 30084.

Sincerely,

John D. Wright
DCSD CIP Program Director

As required by the District's policy and as a convenience to you, we have posted an electronic version of this report on the E-SPLOST IV web page at <http://www.dekalb.k12.ga.us/operations/monthly-status-report/>

This page has been intentionally left blank

Capital Improvement Program

MONTHLY STATUS REPORT

SECTION A. EXECUTIVE SUMMARY

- Program Description
- Program Funding, Obligations & Expenditures
- Status of Funding, Obligations, and Expenditures
- General Program Progress
- Earned value Management Initiative
- Key Focus Areas for the Following Month
- Alphabetical List of E-SPLOST III and IV Projects
- Completed Projects



AECOM



BRAILSFORD & DUNLAVEY
INSPIRE. EMPower. ADVANCE.



EXECUTIVE SUMMARY

This section of the report provides a high-level snapshot of the month's activities on a Program Level. This section contains a description of the Program along with any major changes that may have occurred during this period. This includes a status of revenues and expenditures for both E-SPLOST III & IV, a graphical representation of the E-SPLOST revenues as it relates to the obligations that have been incurred, and the progress of the Program.

A. EXECUTIVE SUMMARY

Within this Executive Summary, we provide a brief overview of the Program Elements

1. Program Funding, Obligations, and Expenditures
2. Status of Funding, Obligations, and Expenditures
3. General Program Progress
4. Earned Value Management
5. Key Focus Areas for Next Month
6. Alphabetical List of E-SPLOST III and E-SPLOST IV Projects
7. Completed Projects

This month's report includes reporting from February 1, 2016 – February 29, 2016. The data date for this period is **February 29, 2016**. We collect and present the information that is available as of the data date.

Program Description

The Capital Improvement Program touches many of the facilities and schools in the DeKalb County School District. The primary areas of focus for the CIP include

- Retirement of existing CIP's financial debt
- Completion of E-SPLOST III work
- New/replacement of seven (7) elementary schools and one (1) middle school
- Major roofing, HVAC, code & life safety improvements
- Six (6) major additions and/or renovations
- Career technology, fine arts, & classroom additions
- Renovations of classrooms from floor to ceiling
- Technology upgrades to all facilities
- Replacement of school buses and aging service vehicles

1. Program Funding, Obligations, & Expenditures

Tables 1 and 2 reflect the sales tax receipts for E-SPLOST III and E-SPLOST IV. For E-SPLOST III, the only revenue that continues to accrue is GaDOE Reimbursements for Martin Luther King Jr. High School, Miller Grove High School, and Southwest DeKalb High School projects, for the forecasted reimbursement of \$23.5 million. For E-SPLOST IV, we have accrued \$16.6 million to date in GaDOE Reimbursements for Fernbank ES, Peachcrest ES, and Gresham Park ES.

The total program budgeted receipts over the life of the program for E-SPLOST IV is \$584.5 million of which \$491.3 million is anticipated from sales tax receipts, \$55.2 million is anticipated in reimbursements from the GaDOE, and \$38.0 million in bonds issued by the District to enable the implementation of system-wide technology upgrades, vehicle purchase, and infrastructure refresh which began in early 2013.

Distribution of the E-SPLOST IV revenue from the Georgia Department of Revenue lags one month from when the actual revenue is collected at the cash register by merchants.

Program Funding Table 1 & 2 below reflect current obligations and expenditures for E-SPLOST III & E-SPLOST IV for the period ending **February 29, 2016**.

Period Ending February 29, 2016:

Table 1 - Funding

SPLOST III							
Through this Period:	Original Budget	Revised Budget*	Current Budget**	Forecasted Receipts through this period	Actual Receipts Collected	% of Original Budget Collected	% of Current Budget Collected
Sales Tax Receipts (SPLOST)	\$466.0M	\$490.1M	\$488.1M	\$488.1M	\$488.1M	104.7%	100.0%
Anticipated DOE Reimbursements	-	\$23.5M	\$23.3M	\$23.3M	\$23.1M	N/A	99.2%
Technology Bond	-	-	-	-	-	-	-
Interest	-	-	-	-	-	-	-
Total Funding	\$466.0M	\$513.6M	\$511.4M	\$511.4M	\$511.2M	109.7%	100.0%

* Per 2015 MIDTERM ASSESSMENT

** Per April 2015 Board Action

SPLOST IV							
Through this Period:	Original Budget	Revised Budget*	Current Budget**	Forecasted Receipts through this period	Actual Receipts Collected	% of Original Budget Collected	% of Current Budget Collected
Sales Tax Receipts (SPLOST)	\$475.0M	\$491.3M	\$491.3M	\$354.7M	\$360.8M	76.0%	73.4%
Anticipated DOE Reimbursements	\$21.0M	\$55.2M	\$55.2M	\$18.3M	\$16.6M	79.0%	30.1%
Interest	-	-	-	-	\$0.54M	-	N/A
Technology Bond	-	-	\$38.0M	\$38.0M	\$38.0M	-	100.0%
Total Funding	\$496.0M	\$546.5M	\$584.5M	\$411.0M	\$415.9M	83.9%	71.2%

* Per 2015 MIDTERM ASSESSMENT

** Per April 2015 Board Action

** Per October 2015 Board Action

Period Ending February 29, 2016:

Table 2 - Obligations and Expenditures

	THROUGH THIS PERIOD				
	Current Budget	Actual Receipts	Forecasted Obligations	Actual Obligations thru this period	Actual Expenditures thru this period
SPLOST III	\$511.4M	\$511.2M	-	\$462.3M	\$435.7M
SPLOST IV	\$584.5M	\$415.9M	\$320.0M	\$234.8M	\$170.8M

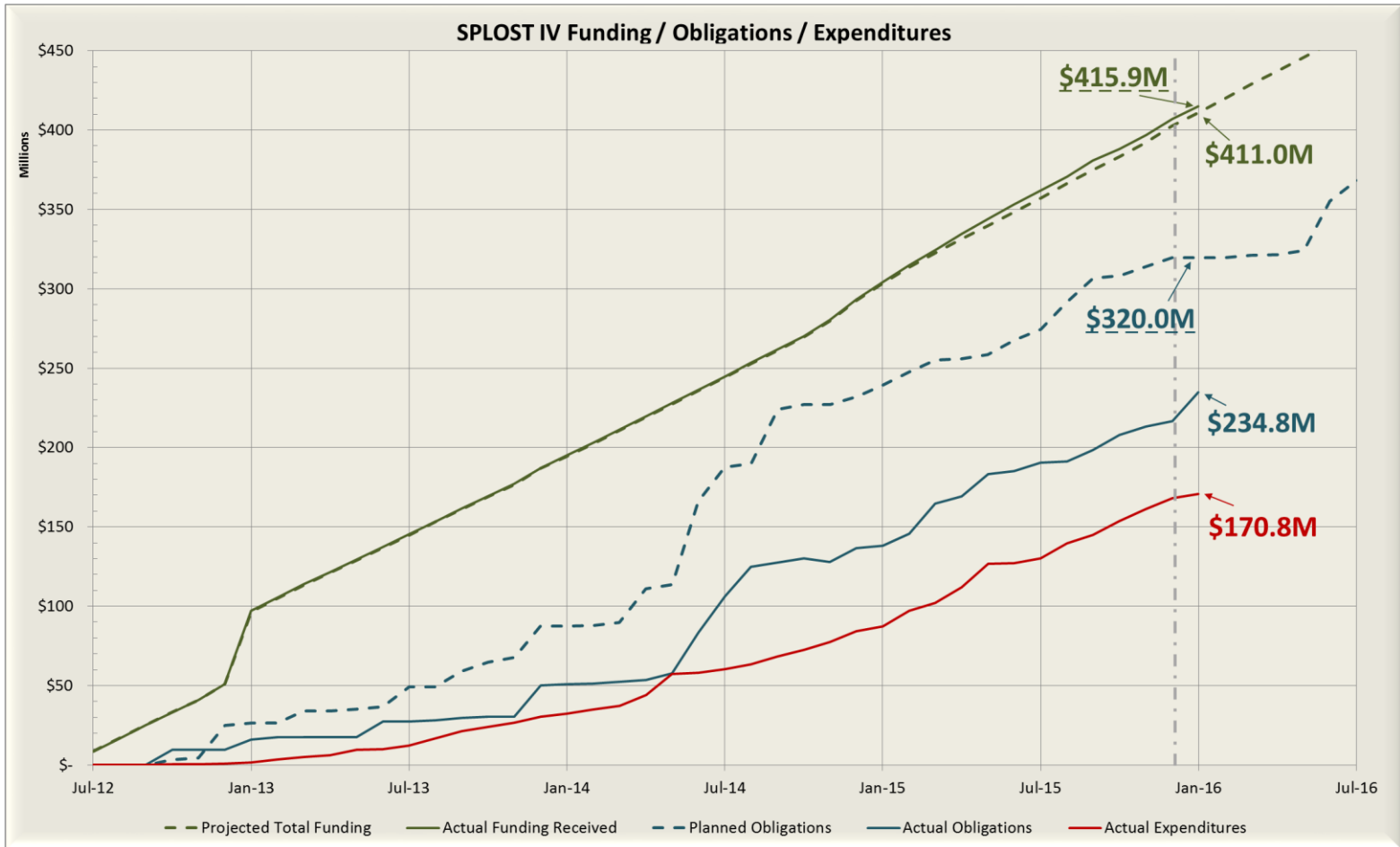
2. Status of Funding, Obligations, and Expenditures

Because the SPLOST IV Program is operated on a “cash flow basis,” it is critical for the actual funding received to trend at or above the budgeted/planned funding and above projected obligations. Actual sales tax revenue receipts are trending 1% above projected funding levels and actual GaDOE Reimbursable receipts are trending 9% above projected funding levels for this period.

In the Graph below, “**Funding**” is shown in green, “**Obligations**” are shown in blue, and “**Expenditures**” are shown in red. Projected values are shown in dotted lines and actual values are shown in solid lines.

As you can see from this table, the actual funding received to date exceeds the projected funding and the actual obligations are less than the total projected obligations. The requirement is to keep the obligations less than the funding.

Chart 1 E-SPLOST IV Funding, Obligations, and Expenditures
Period Ending February 29, 2016



3. General Program Progress

Program Budget Totals by Phase (Updated) - Period Ending February 29, 2016								
	E-SPLOST III CIP Active		QSCB (415)		E-SPLOST IV		Program Budget Totals	
	Period Ending 1/31	Current Period 2/29	Period Ending 1/31	Current Period 2/29	Period Ending 1/31	Current Period 2/29	Period Ending January '16	Period Ending February '16
Planning	-	-	-	-	7	7	\$14,108,423	\$14,108,423
Design Procurement	1	1	-	-	22	22	\$54,330,824	\$54,330,824
Design	1	1	-	-	60	60	\$133,272,362	\$133,272,362
Construction Procurement	1	1	-	-	23	23	\$36,601,292	\$36,601,292
Construction	1	1	-	-	7	7	\$73,297,496	\$73,297,496
Close-Out	40	36	1	1	14	14	\$228,025,962	\$221,233,122
Non-Construction	-	-	-	-	21	21	\$166,332,106	\$166,332,106
Total Projects	44	40	1	1	154	154	\$705,968,465	\$699,175,625

*** Please note that an additional project (801-422) Fire/Life Safety, has been added to the SPLOST IV program, per an April 2015 Board action. This increased the E-SPLOST IV project list from 157 to 158. Nine stadium projects and one Henderson MS project were consolidated into six projects resulting in a final project list of 148. Please note that six additional projects (135-422) Warren Tech School Improvements, (136-422) Modular Buildings & Parking Improvements, (137-422) Terry Mill Elementary School, (138-422) Warren Tech School Improvements, (516-422) Elementary School Prototype Development, & (517-422) Feasibility Study), have been added to the E-SPLOST IV program, per an October 2015 Board action. This increased the E-SPLOST IV project list from 148 to 154. The program budget total has dropped due to the financial close-out of four E-SPLOST III projects, 421-120-022 Dunwoody HS, 421-128 Miller Grove HS, 421-304 ADA Group D, and 421-305 ADA Group E.

Highlighted Efforts this Reporting Period

February Procurement Highlight

- The DeKalb BOE approved an award for the Ronald E. McNair Middle School Replacement design project to CDH Partners for the E-SPLOST IV Capital Program Budget
- The DeKalb BOE approved an award for the DeKalb School of the Arts at Former Avondale Middle School Addition project to Perkins & Will, Inc. for the E-SPLOST IV Capital Program Budget




Please go to the DCSD link <http://www.dekalb.k12.ga.us/solicitations/> to view all current CIP RFPs.

E-SPLOST Oversight Committee

The last Oversight Committee Meeting was held February 25, 2016. Each month, the CIP Team presents the status of the program to the Committee. After the presentation, the Committee has the opportunity to ask questions for further clarification. Please refer to the following link for meeting minutes <http://www.dekalb.k12.ga.us/splost-iv/oversight-committee/>.

The next E-SPLOST Oversight Committee meeting is scheduled for March 24, 2016.

4. Earned Value Management Initiative

- Earned Value Management (EVM) is a project management technique for measuring project performance and progress against the project plan in an objective manner. It has the ability to combine measurements of scope, schedule, and costs in a single integrated system. An industry standard, Earned Value Analysis is utilized to:
 - measure a project's progress
 - forecast its completion date and final cost
 - provide schedule and budget variances along the project plan and identifies work to be accomplished
- The following schedule and cost performance indicators will be utilized to measure specific project performance in accordance with the EVM methodology:
 - Schedule performance ratio (SPR) the ratio of the approved budget for the work performed to the approved budget for the work planned. The SPR reflects the relative amount the project is ahead of or behind schedule, sometimes referred to as the project's schedule efficiency. SPR projects the schedule performance for the remainder of the task.
 - $SPR = \text{At Completion Duration} / \text{Planned Duration}$
 - $SPR > 1$ means project is behind schedule
 - Cost performance ratio (CPR) The ratio of the approved budget for work performed to what is actually spent for the work. The CPR reflects the relative value of work done compared to the amount paid for it, sometimes referred to as the project's cost efficiency. CPR projects the cost performance for the remainder of the task.
 - $CPR = \text{Estimate At Completion (EAC)} / \text{Current Budget (CB)}$
 - $CPR > 1$ means project is over budget
- Earned Value is needed because it provides an "Early Warning" signal for prompt corrective action.
 - Bad news does not age well
 - Still time to recover
 - Timely request for additional funds
- Performance Metrics
 -  Green – Project is ahead of schedule and is under budget
 -  Amber – Project is on schedule and at budget
 -  Red – Project is behind schedule or over budget

5. Key Focus Areas for Next Month

Major Projects

DOE Reimbursements – For this reporting period, DOE payments received to date for E-SPLOST IV are approximately \$16.6 million collected from E-SPLOST IV projects Gresham Park Elementary School and Henderson Middle School. The CIP Staff will continue to coordinate with various Architects/Contractors and respective District Managers to make certain all documentation for application submitted to the Ga DOE is timely.

Proliance Transition – AECOM is in the process of procuring a new program-wide management system called Proliance. As the CIP team transitions to Proliance, the Monthly Status Report's production is trimmed in specific sections to increase efficiency while preparing for the new system. Future MSRs will utilize the robust reporting capabilities of Proliance and Cognos, the companion reporting tool.

6. Alphabetical List of E-SPLOST III and E-SPLOST IV Projects

Project Name	Project #	E-SPLOST III / IV	REGIONS	SPR	CPR
ADA Group A-3	421-301-023	III	DCSD		
ADA Group B-3	421-302-003	III	DCSD		
ADA Group C-2	421-303-012	III	DCSD		
ADA Group C-3	421-303-013	III	DCSD		
ADA Group D	421-304	III	DCSD		
ADA Group E	421-305	III	DCSD		
Adams Stadium - Improvements	200-422	IV	2		
Adams Stadium - Survey	201-422	IV	2		
Adams Stadium - Turf/Track	202-422	IV	2		
Allgood ES - Capital Renewal	300-422	IV	3		
Allgood ES- Kitchen	421-341-043	III	3		
Arts School at former Avondale	510-422	IV	2		
Ashford Park ES - ADA Group D	421-304	III	1		
Ashford Park ES - Capital Renewal	400-422	IV	1		
Austin ES Replacement	501-422	IV	1		
Avondale ES - Capital Renewal	401-422	IV	2		
Avondale MS - Capital Renewal	301-422	IV	2		
Avondale Stadium - Improvements	203-422	IV	2		
Avondale Stadium - Survey	204-422	IV	2		
Avondale Stadium - Turf/Track	205-422	IV	2		
Bob Mathis ES – ADA	100-422	IV	4		
Bouie ES - Capital Renewal	302-422	IV	4		
Briar Vista ES - ADA Group C-2	421-303-012	III	2		
Briar Vista ES - ADA	101-422	IV	2		
Briarlake ES - ADA Group C-2	421-303-012	III	2		
Briarlake ES - Code Requirements	402-422	IV	2		
Brockett ES - Code Requirements	403-422	IV	2		
Browns Mill ES - Capital Renewal	303-422	IV	4		
Bulk Purchase - Plumbing Fixtures	421-322-001	III	DCSD		
Canby Lanes ES - ADA	102-422	IV	5		
Cary Reynolds ES - ADA	103-422	IV	1		
Cedar Grove ES – ADA	104-422	IV	5		
Cedar Grove HS -	404-422	IV	5		
Cedar Grove HS – Supplemental	421-115-002	III	5		
Cedar Grove MS - Capital Renewal	304-422	IV	5		
Chamblee HS – Replacement	421-117	III	1		
Chamblee HS Replacement	415-117	415	1		
Chamblee MS - Capital Renewal	305-422	IV	1		
Champion MS - Capital Renewal	306-422	IV	3		
Chapel Hill ES - ADA Group E	421-305	III	4		
Chapel Hill ES - Capital Renewal	307-422	IV	4		
Chapel Hill MS – ADA	105-422	IV	4		
Chesnut ES - Code Requirements	405-422	IV	1		
Clarkston HS - Capital Renewal	406-422	IV	3		
Clifton ES - ADA Group E	421-305	III	5		

Project Name	Project #	E-SPLOST III / IV	REGIONS	SPR	CPR
Clifton ES - Capital Renewal	407-422	IV	5		
Clifton ES- Ceiling Tiles	421-341-039	III	5		
Columbia ES - Capital Renewal	308-422	IV	5		
Columbia MS - Capital Renewal	309-422	IV	5		
Coralwood Center Addition	511-422	IV	2		
Cross Keys HS - Capital Renewal	310-422	IV	1		
Cross Keys HS – Supplemental	421-106-002	III	1		
DCSD Consultants	904-422	IV	DCSD		
DCSD Staff	903-422	Iv	DCSD		
DeKalb ES of Arts at Terry Mills	408-422	IV	2		
DeKalb HS of Technology South - Capital Renewal	409-422	IV	5		
DeKalb Trans. - ADA Group B-3	421-302-003	III	5		
Demolition	905-422	IV	0		
Doraville Driver's Ed - Capital Renewal	311-422	IV	1		
Dresden ES – ADA	106-422	IV	1		
Druid Hills MS - Code Req (Former Shamrock MS)	427-422	IV			
Druid Hills HS - Code Requirements	410-422	IV	2		
Dunair ES - ADA	107- 422	IV	3		
Dunwoody HS - Capital Renewal	338-422	IV	1		
Dunwoody HS - Supplemental	421-120-002	III	1		
Early Learning Center	502-422	IV	DCSD		
East Campus	411-422	IV	3		
Eldridge Miller ES - ADA	108-422	IV	3		
Emergency Generators E	421-321-015E	III	DCSD		
Emergency Generators F	421-321-015F	III	DCSD		
Emergency Generators G	421-321-015G	III	DCSD		
Engineering Studies	398-422	IV	DCSD		
ES Prototype Development	500-422	IV	4		
Evansdale ES - ADA Group D	421-304	III	2		
Evansdale ES - Code Requirements	412-422	IV	2		
Fairington ES – ADA	109-422	IV	4		
Fernbank Center - ADA Group C-2	421-303-012	III	2		
Fernbank ES Replacement	503-422	IV	2		
Fire/Sprinkler/Life Safety Improvements	801-422	IV	DCSD		
Flat Rock ES - Code Requirements	413-422	IV	4		
Flat Shoals ES – ADA	110-422	IV	5		
Freedom MS - Capital Renewal	312-422	IV	3		
General Services	902-422	IV	DCSD		
Gresham Park ES Replacement	504-422	IV	5		
Hallford Stadium - Improvements	206-422	IV	5		
Hallford Stadium - Turf/Track	207-422	IV	5		
Hambrick ES - ADA	111-422	IV	3		
Hambrick ES - HVAC	421-136	III	3		
Hawthorne ES - Code Requirements	414-422	IV	2		
Henderson Mill ES - ADA C-2	421-303-012	III	2		
Henderson Mill ES	415-422	IV	2		
Henderson MS – Track	421-230	III	2		

Project Name	Project #	E-SPLOST III / IV	REGIONS	SPR	CPR
Henderson MS Renovation/Addition	512-422	IV	2		
Hightower ES - Capital Renewal	313-422	IV	1		
Huntley Hills ES - ADA	112-422	IV	1		
Idlewood ES – ADA	113-422	IV	2		
Indian Creek ES - Code Requirements	114-422	IV	3		
Indian Creek ES - HVAC	421-139	III	3		
International Student Center - Capital Renewal	314-422	IV	1		
Jolly ES - ADA	115-422	IV	3		
Kelly Lake ES - ADA	116-422	IV	5		
Kingsley ES - ADA	117-422	IV	1		
Kittredge ES - Code Requirements	417-422	IV	1		
Knollwood ES - Capital Renewal	315-422	IV	5		
Knollwood ES - HVAC	421-132-002	III	5		
Lakeside HS - Career Tech, ADA	421-125	III	2		
Laurel Ridge ES – ADA	118-422	IV	2		
Lithonia MS – ADA	119-422	IV	4		
Livsey ES - Capital Renewal	418-422	IV	2		
Local School Priority Request	800-422	IV	DCSD		
M.L. King, Jr., HS - Capital Renewal	316-422	IV	4		
Marbut ES - Capital Renewal	317-422	IV	4		
Margaret Harris - ADA Group A-3	421-301-023	III	1		
Margaret Harris School – Code	419-422	IV	1		
Martin Luther King, Jr. HS	421-127	III	4		
McLendon ES - Capital Renewal	420-422	IV	2		
McNair HS Capital Renewal	318-422	IV	5		
McNair MS - Track Replacement	421-231	III	5		
McNair MS Replacement	505-422	IV	5		
Meadowview ES – ADA	120-422	IV	5		
Meadowview ES - ADA Group E	421-305	III	5		
Medlock ES - Capital Renewal	319-422	IV	2		
Midvale ES - ADA Group C-3	421-303-013	III	5		
Midvale ES - ADA	121-422	IV	2		
Midway ES - ADA Group B-3	421-302-003	III	5		
Midway ES - Capital Renewal	320-422	IV	5		
Miller Grove HS - Addition	421-128	III	4		
Miller Grove MS - ADA Group E	421-305	III	4		
Miller Grove MS - ADA	122-422	IV	4		
Montclair ES - Code Requirements;	421-422	IV	1		
Montgomery ES - ADA	123-422	IV	1		
Montgomery ES - HVAC	421-138	III	1		

Project Name	Project #	E-SPLOST III / IV	REGIONS	SPR	CPR
Montgomery ES HVAC	001-422	IV	1		
Murphey Candler ES – ADA	124-422	IV	4		
Narvie Harris ES - Capital Renewal	321-422	IV	4		
North DeKalb Stadium - Improvements	208-422	IV	1		
North DeKalb Stadium – Survey	209-422	IV	1		
North DeKalb Stadium - Turf/Track	210-422	IV	1		
Oak Grove ES - Code Requirements	422-422	IV	2		
Oak View ES - ADA Group B-3	421-302-002	III	5		
Oakcliff ES - ADA Group C-3	421-303-013	III	1		
Oakcliff ES - Capital Renewal	423-422	IV	1		
Panola Way ES – ADA	125-422	IV	4		
Panthersville Stadium - Improvements	211-422	IV	4		
Panthersville Stadium – Survey	212-422	IV	4		
Panthersville Stadium - Turf/Track	213-422	IV	4		
Peachcrest ES Replacement	506-422	IV	5		
Pine Ridge ES - Capital Renewal	424-422	IV	3		
Pleasantdale ES Replacement	507-422	IV	2		
Program Contingency	999-422	IV	DCSD		
Radio Communications	630-422	IV	DCSD		
Rainbow ES - ADA Group B-3	421-302-003	III	4		
Rainbow ES - Capital Renewal	425-422	IV	4		
Redan ES - ADA - Capital Renewal	126-422	IV	3		
Redan HS – Supplemental	421-111-002	III	3		
Redan HS Renovation/Addition	513-422	IV	3		
Remediation Funds for Issues	399-422	IV	DCSD		
Reserve funds stadium repairs	299-422	IV	DCSD		
Robert Shaw ES - Capital Renewal	322-422	IV	2		
Rock Chapel ES - Capital Renewal	323-422	IV	3		
Rockbridge ES - ADA Group A-3	421-301-023	III	3		
Rockbridge ES Replacement	508-422	IV	3		
Rowland ES – ADA	127-422	IV	5		
Safety/Security Upgrade - FY 2013	600-422	IV	DCSD		
Safety/Security Upgrade - FY 2014	610-422	IV	DCSD		
Sagamore Hills ES – ADA	128-422	IV	2		
Sagamore Hills ES - ADA Group D	421-304	III	2		
Salem MS - ADA Group E	421-305	III	4		
Salem MS - Capital Renewal Roofing	324-422	IV	4		
Sam Moss Service Center - Capital Renewal	325-422	IV	0		
School Buses	640-422	IV	DCSD		

Project Name	Project #	E-SPLOST III / IV	REGIONS	SPR	CPR
Sequoyah MS - ADA Restroom	129-422	IV	1		
Service Vehicles	620-422	IV	DCSD		
Shadow Rock ES - Code Requirements HVAC	426-422	IV	3		
Smoke Rise ES Replacement	509-422	IV	2		
Snapfinger ES - ADA Group C-3	421-303-013	III	5		
Snapfinger ES - Capital Renewal	428-422	IV	5		
South Campus Facilities - Capital Renewal	326-422	IV	0		
Southwest DeKalb HS	002-422	IV	2		
Southwest DeKalb HS - Capital Renewal Plumbing	327-422	IV	4		
Southwest DeKalb HS - Capital Renewal Roofing	328-422	IV	2		
Southwest DeKalb HS Renovations	514-422	IV	4		
E-SPLOST AUDIT	901-422	IV	DCSD		
Stephenson HS - Capital Renewal Roofing	329-422	IV	3		
Stone Mill ES - ADA	130-422	IV	3		
Stone Mill ES - HVAC	421-140	III	3		
Stone Mountain ES - Capital Renewal	330-422	IV	3		
Stone Mountain ES – HVAC	421-135	III	3		
Stone Mountain HS - ADA A-3	421-301-023	III	3		
Stone Mountain HS – Capital	331-422	IV	3		
Stone Mountain HS – Capital	429-422	IV	3		
Stone Mountain HS Renovations - Capital	515-422	IV	3		
Stone Mountain MS – Capital	332-422	IV	3		
Stoneview ES - ADA	131-422	IV	4		
Technology Bond Repayment	720-422	IV	DCSD		
Technology Equipment	710-422	IV	DCSD		
Technology Infrastructure Refresh	700-422	IV	DCSD		
Toney ES - ADA	132-422	IV	5		
Towers HS - Capital Renewal Roofing	333-422	IV	5		
Towers HS Culinary Arts Lab	334-422	IV	5		
Tucker MS - Capital Renewal	335-422	IV	2		
Vanderlyn ES - ADA	133-422	IV	1		
Wadsworth - HVAC & Lighting	421-341-027	III	5		
Wadsworth ES - Capital Renewal	336-422	IV	5		
Warren Tech	003-422	IV	1		
Warren Tech - HVAC	421-129	III	1		

Project Name	Project #	E-SPLOST III / IV	REGIONS	SPR	CPR
Warren Technical School - Capital Renewal	337-422	IV	1		
Woodridge ES - Capital Renewal	430-422	IV	4		
Woodward ES - ADA	134-422	IV	1		

E-SPLOST IV Legend

Green Project is ahead of schedule or under budget

Amber Project is on schedule and at budget

Red Project is behind schedule or over budget

Grey Projects that are currently in close-out, inactive, non-construction, or are SPLOST III Projects

Notes

- **302-422 Bouie ES, 413-422 Flat Rock ES, & 131-422 Stoneview ES, 317-422 Marbut ES, 324-422 Salem** – As previously reported, the SPR is red because the A/E did not obtain a GaDOE approval letter in a timely manner. As a result, the start of solicitation has been delayed. The A/E expects to receive the GA DOE approval letter by early April 2016 to support July Board approval.
- **409-422 DeKalb High School of Technology** – As previously reported, the SPR is red because the A/E missed several design milestones due to personnel changes but the CIP PM has received a formal letter of explanation for the missed milestones. The 100% drawings are currently on hold while awaiting direction from watershed management. Once the A/E receives direction this project will be removed from the list.
- **108-422 Eldridge Miller ES, 115-422 Jolly ES** – As previously reported, the SPR is red because the A/E is awaiting an approval from DCSD for additional fees related to as-built CAD files needed. An amendment to the A/E contract is being processed.
- **320-422 Midway ES** - As previously reported, the SPR is red because the A/E missed several design milestones due to personnel changes. The CIP team is working with the A/E to mitigate this impact and make certain this situation does not occur again.
- **334-422 Towers HS** – As previously reported, the SPR is red because the A/E missed several design milestones due to personnel changes. The 100% Construction Documents were received at the end of December. The PM has received a formal letter of explanation for the missed milestones and the A/E has submitted 100% design drawings to move the project forward.

7. Completed Projects

* Note: The CIP team is actively working on completing the above projects but none have been completed during this reporting period.

**Table 2: Close-Out Projects List
Periods Ending February 29, 2016**

SPLOST III / IV	Project Number	Project Name	Scope	Phase
IV	001-422	Montgomery ES	Renovation	7. Close-Out
IV	002-422	Southwest DeKalb HS	Addition	7. Close-Out
IV	003-422	Warren Tech	HVAC Work	7. Close-Out
IV	315-422	Knollwood ES	Capital Renewal	7. Close-Out
IV	327-422	Southwest DeKalb HS	Plumbing	7. Close-Out
IV	328-422	Southwest DeKalb HS	Roofing	7. Close-Out
IV	333-422	Towers HS	Capital Renewal	7. Close-Out
IV	336-422	Wadsworth ES	Renovation	7. Close-Out
IV	338-422	Dunwoody HS	Hardware and Doors	7. Close-Out
IV	407-422	Clifton ES	Code Requirements	7. Close-Out
IV	503-422	Fernbank ES	Replacement School	7. Close-Out
IV	506-422	Peachcrest ES	Replacement School	7. Close-Out
IV	514-422	Southwest DeKalb HS	Renovation	7. Close-Out
IV	620-422	Service Vehicles	Purchase of service vehicles	7. Close-Out
IV	630-422	Radio Communications	FCC Compliance/GPS Equipment	7. Close-Out
III	421-106-002	Cross Keys HS	Supplemental	7. Close-Out
III	421-117	Chamblee HS	Replacement	7. Close-Out
III	421-120-002	Dunwoody HS	Supplemental	8. Completed
III	421-127	MLK HS	Addition	7. Close-Out
III	421-128	Miller Grove HS	Addition	8. Completed
III	421-132-002	Knollwood ES	HVAC Work	7. Close-Out
III	421-135	Stone Mountain ES	HVAC Work	7. Close-Out
III	421-136	Hambrick ES	HVAC Work	7. Close-Out
III	421-138	Montgomery ES	HVAC Work	7. Close-Out
III	421-139	Indian Creek ES	HVAC Work	7. Close-Out
III	421-140	Stone Mill ES	HVAC Work	7. Close-Out
III	421-229	Columbia MS	Track Replacement	7. Close-Out
III	421-230	Henderson MS	Track Replacement	7. Close-Out
III	421-231	McNair MS	Track Replacement	7. Close-Out
III	421-232	Peachtree MS	Track Replacement	7. Close-Out
III	421-301-023	ADA Group A-3	ADA upgrades throughout District	7. Close-Out
III	421-302-023	ADA Group B-3	ADA upgrades throughout District	7. Close-Out
III	421-303-012	ADA Group C-2	ADA upgrades throughout District	7. Close-Out
III	421-303-013	ADA Group C-3	ADA upgrades throughout District	7. Close-Out
III	421-304	ADA Group D	ADA upgrades throughout District	8. Completed
III	421-305	ADA Group E	ADA upgrades throughout District	8. Completed
III	421-321-015E	Emergency Generators	Bulk purchase	7. Close-Out
III	421-322-001	Bulk purchase	Bulk purchase plumbing fixtures	7. Close-Out
III	421-341-027	Wadsworth Magnet	Ceiling and Lighting	7. Close-Out
III	421-341-028	Chapel Hill MS	Ceiling Tiles & Site Work	7. Close-Out
III	421-341-039	Clifton ES-Ceiling Tiles	Renovation	7. Close-Out
III	421-341-043	Allgood ES	Kitchen Renovation	7. Close-Out

This page has been intentionally left blank

Capital Improvement Program

MONTHLY STATUS REPORT

SECTION B. REGIONAL PROGRAM SUMMARY

- Regions Leadership and Cluster Distributions
- Regional Active Project Budgets
- Regional Summary Schedules



AECOM



BRAILSFORD & DUNLAVEY
INSPIRE. EMPower. ADVANCE



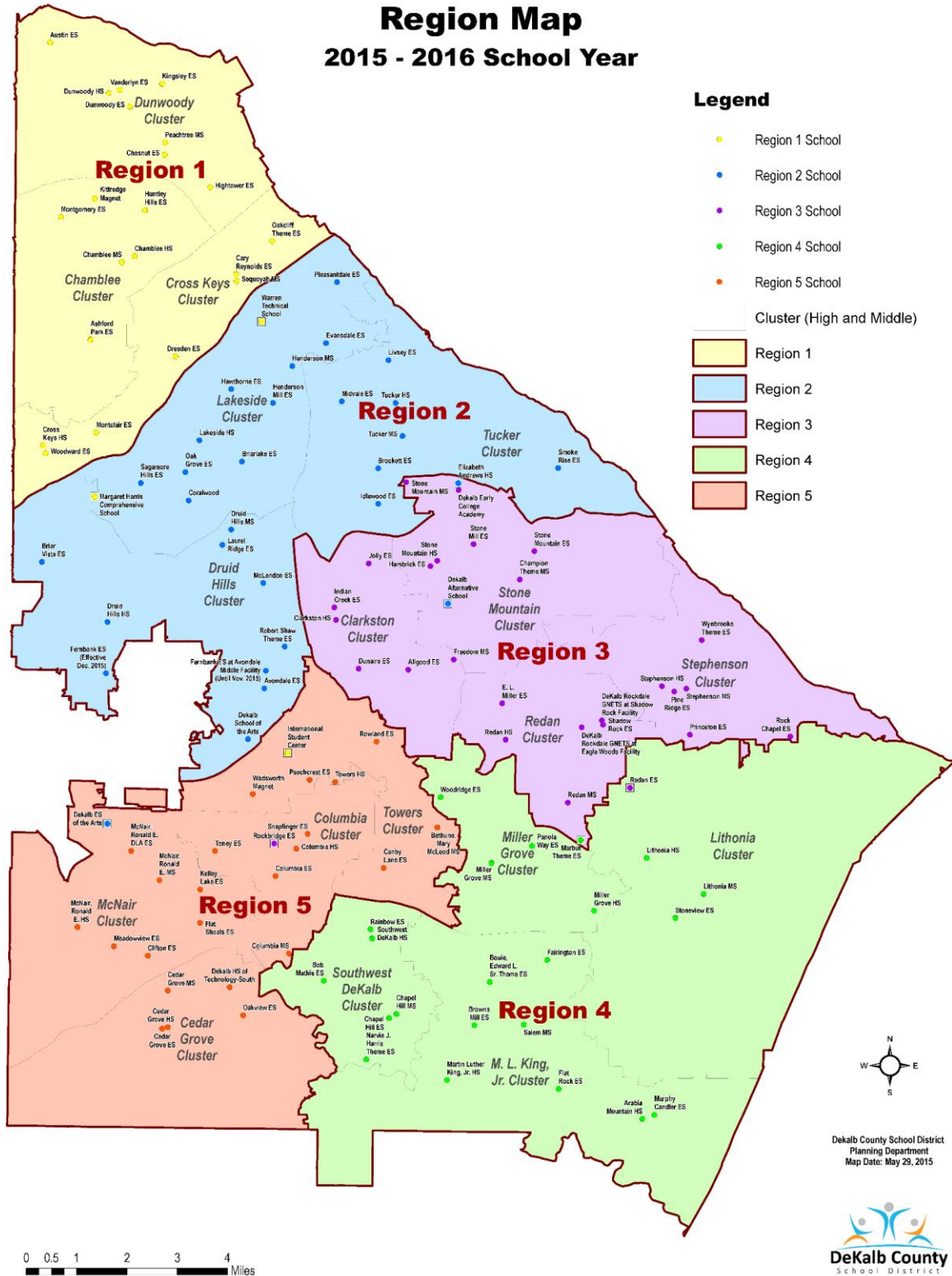
REGIONAL PROGRAM SUMMARIES OF ACTIVE PROJECTS

The Regional Summary is an important and new feature of this report. For each of the five regions of the district, this portion of the MSR is structured to give the reader a dashboard review of the active projects, including E-SPLOST III and IV funding information. For the purpose of this report, a project is considered “active” from the Early Start Date identified on the Master Program Schedule through the project’s Early Finish Date, or project substantial completion. District-wide projects are also addressed here. For ease of use, the regions are color coded to correspond to the regional map inside the front cover of this MSR, with the color gray associated with the District-wide projects.

The sub-sections provide valuable information, specifically:

- *Region-specific information on each of the Regions*
- *Regional budget summaries*
- *Regional map with school locations*
- *Regional summary schedule of regional activities*

DeKalb County School District Region Map 2015 - 2016 School Year



B. REGIONAL PROGRAM SUMMARY

1. Regional Leadership and Cluster Distribution

R-1 Superintendent: Dr. Rebecca Jackson (Interim)

Office: (678) 676-1105

24 Schools – 20,461 Students

- Chamblee Cluster
- Cross Keys Cluster
- Dunwoody Cluster
- Non Cluster (5 schools)



R-2 Superintendent: Trenton Arnold

Office: (678) 676-2826

28 Schools – 21,779 Students

- Druid Hills Cluster
- Lakeside Cluster
- Tucker Cluster
- Non Cluster (4 schools)

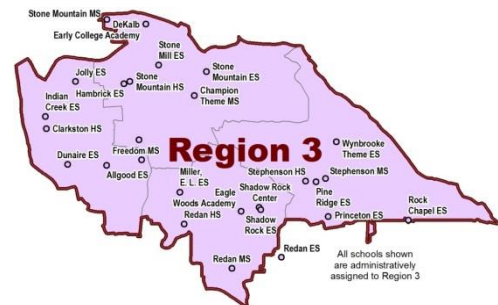


R-3 Superintendent: Rachel Zeigler

Office: (678) 676-0671

27 Schools – 22,174 Students

- Clarkston Cluster
- Redan Cluster
- Stephenson Cluster
- Stone Mountain Cluster
- Non Cluster (5 schools)



R-4 Superintendent: Dr. Triscilla Weaver

Office: (678) 676-2845

22 Schools – 21,079 Students

- Lithonia Cluster
- M.L. King Jr. Cluster
- Miller Grove Cluster
- Southwest DeKalb Cluster
- Non Cluster (4 schools)

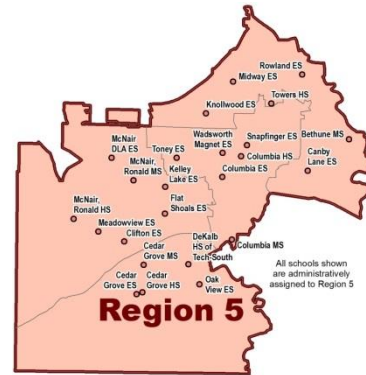


R-5 Superintendent: Dr. Ralph Simpson

Office: (678) 676-1079

25 Schools – 16,308 Students

- Cedar Grove Cluster
- Columbia Cluster
- McNair Cluster
- Towers Cluster
- Non Cluster (3 schools)

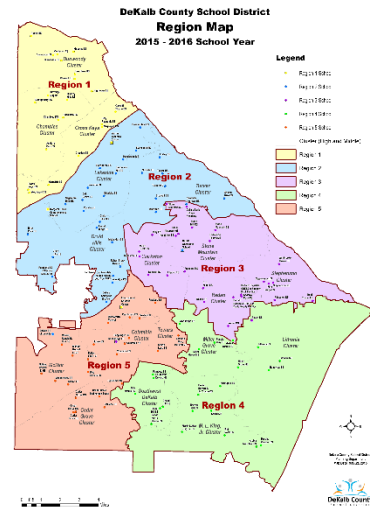


DCSD Capital Program District Wide Projects

DCSD Director of Design and Construction : Richard Boyd

Oversight of Multi-Regional Projects

Office: (678) 676-1483



2. Regional Active Project Budgets

Periods Ending February 29, 2016	Current Budget	Current Commitments	EXPENDITURES	
			to Date	% of Budget
Region 1 Totals	\$163,993,450	\$95,567,055	\$95,101,895	58%
Region 2 Totals	\$90,285,081	\$43,343,894	\$23,431,837	26%
Region 3 Totals	\$56,647,707	\$24,715,424	\$17,402,664	31%
Region 4 Totals	\$49,312,450	\$24,799,523	\$23,345,097	47%
Region 5 Totals	\$57,643,469	\$43,947,250	\$32,576,140	57%
District-wide Totals	\$151,297,278	\$71,554,081	\$62,083,636	41%
Regional Totals	\$569,179,435	\$303,927,227	\$253,941,267	43%

Note:

The table above reflects active projects at a Regional Level for both E-SPLOST III & E-SPLOST IV.

3. Regional Summary Schedules

Activity Name	Start	Finish	2013		2014				2015				2016				2017				2018				2019
			Q1	Q2	Q3	Q4	Q1	Q2	Q3	Q4	Q1	Q2	Q3	Q4	Q1	Q2	Q3	Q4	Q1	Q2	Q3	Q4	Q1		
<i>Multiple Regions or No Region</i>	02-Jul-13 A	13-Sep-17	[Timeline bar]																						
<i>Region 1</i>	15-Mar-13 A	29-Oct-18	[Timeline bar]																						
<i>Region 2</i>	17-Dec-12 A	06-Mar-19	[Timeline bar]																						
<i>Region 3</i>	17-Dec-12 A	15-Nov-17	[Timeline bar]																						
<i>Region 4</i>	01-Nov-13 A	01-Feb-18	[Timeline bar]																						
<i>Region 5</i>	01-Jan-14 A	25-May-18	[Timeline bar]																						

Capital Improvement Program

MONTHLY STATUS REPORT

SECTION C. E-SPLOST IV PROGRAM INFORMATION


- E-SPLOST IV Program Information
- E-SPLOST IV Funding, Obligations, and Expenditures
- E-SPLOST IV Funding Sources
- Glossary of Construction & CIP Terms



AECOM



BRAILSFORD & DUNLAVEY
INSPIRE. EMPower. ADVANCE



ATTACHMENTS

This section of the report includes the following appendices:

- *E-SPLOST IV Program Information*
- *E-SPLOST IV Funding, Obligations, and Expenditures*
- *E-SPLOST IV Funding Sources*
- *Glossary of Construction and CIP Terms*

C. E-SPLOST IV PROGRAM UPDATES

1. E-SPLOST IV Program Information

Program Information

Chart reflecting the current program, budget, schedule, and scope information.

****Please note that the program information table does not include projects with the phase Non-construction. Non-construction project phase covers projects across the entire District.**

Funding, Obligations, and Expenditures

Values reflected in the table are per the data date for the months reporting period.

Funding Sources

Revenue data as reported by the Georgia Tax Center online at <http://gtc.dor.ga.gov/>.

This Page Intentionally Left Blank

****E-SPLOST IV Program Information**

Project Number	Project	PM	Phase	Current Budget	Current Commitments	Paid To Date	Start Date	Finish Date	E-SPLOST IV Scope Description
200-422	Adams Stadium	GS	Design	\$1,996,280.00	\$1,791,488.00	\$270.00	06-Feb-15	20-Jul-16	Adams Stadium - Stadiums: Lighting
300-422	Allgood ES	FJ	Construction	\$1,449,030.00	\$184,390.00	\$171,807.84	05-Dec-13	11-Aug-16	Allgood ES - Capital Renewal: HVAC,MEP,COOLING TOWER,ROOFING
510-422	Arts School at Former Avondale MS	CL	Design-Procurement	\$3,977,167.00	\$110,930.18	\$71,184.04	15-Feb-14	28-Sep-17	Arts School at former Avondale MS: Replacement
400-422	Ashford Park ES	DT	Design	\$409,175.00	\$69,529.98	\$45,654.98	03-Apr-15	27-Jan-17	Ashford Park ES - Capital Renewal - Code Requirements: HVAC,Kitchen Equipment
501-422	Austin ES	DL	Design	\$18,421,279.00	\$549,875.35	\$43,995.35	02-Apr-15	01-Oct-18	Austin ES Replacement
401-422	Avondale ES	DT	Design	\$2,376,512.00	\$131,000.00	\$63,027.50	15-Jul-14	03-Oct-17	Avondale ES - Capital Renewal - Code Requirements: HVAC,MEP,WATER PIPING
301-422	Avondale MS	BA	Construction-Procure	\$29,003.00	\$1,950.00	\$1,365.01	01-Jan-14	04-Jan-17	Avondale MS - Capital Renewal: New Emergency Utility Shutoffs
203-422	Avondale Stadium	GS	Design-Procurement	\$1,996,280.00	\$0.00	\$0.00	06-Feb-15	30-Aug-17	Avondale Stadium - Stadiums: Lighting
100-422	Bob Mathis ES	RM	Design	\$1,499,382.00	\$82,900.00	\$55,938.20	28-Jul-14	13-Aug-17	Bob Mathis ES - ADA - Capital Renewal - Code Requirements: Roofing,Restroom,HVAC
302-422	Bouie ES	RM	Design	\$602,694.00	\$43,200.00	\$26,784.00	01-Feb-14	15-Feb-17	Bouie ES - Capital Renewal: Emergency Gas Shutoff,HVAC,Roofing
101-422	Briar Vista ES	BA	Construction-Procure	\$926,477.00	\$60,000.00	\$41,550.00	01-Jan-14	31-Aug-16	Briar Vista ES - ADA - Capital Renewal - Code Requirements: Restroom,Water Piping,HVAC
402-422	Briarlake ES	BA	Construction-Procure	\$419,859.00	\$39,005.50	\$24,615.50	01-Jan-14	08-Nov-16	Briarlake ES - Capital Renewal - Code Requirements: Water Piping,HVAC
403-422	Brockett ES	BA	Construction	\$2,013,703.00	\$1,278,320.00	\$108,820.00	01-Jan-14	29-Sep-16	Brockett ES - Capital Renewal - Code Requirements: HVAC,Kitchen Equipment,Roofing,MEP,Lighting
303-422	Browns Mill ES	RM	Design	\$1,870,573.00	\$103,400.00	\$68,749.25	15-Jul-14	09-Aug-17	Browns Mill ES - Capital Renewal: HVAC,Roofing
102-422	Canby Lane ES	EA	Design	\$1,934,571.00	\$127,845.00	\$89,170.00	01-Jan-14	11-Apr-17	Canby Lane ES - ADA - Capital Renewal - Code Requirements: HVAC,Restroom,Kitchen Equipment,Roofing
103-422	Cary Reynolds ES	DT	Construction-Procure	\$944,244.00	\$72,890.75	\$51,853.25	01-Feb-14	15-Dec-16	Cary Reynolds ES - ADA - Capital Renewal - Code Requirements: HVAC,Restroom,Lighting,Electrical
104-422	Cedar Grove ES	CL	Design	\$2,545,737.00	\$160,320.00	\$320.00	02-Apr-15	30-Aug-17	Cedar Grove ES - ADA - Capital Renewal - Code Requirements: HVAC,Restroom,Kitchen Equipment,Roofing,
404-422	Cedar Grove HS	EA	Design	\$557,700.00	\$43,048.50	\$40,048.50	01-Jan-14	04-May-17	Cedar Grove HS - Capital Renewal - Code Requirements: Water Piping
304-422	Cedar Grove MS	EA	Construction-Procure	\$538,455.00	\$44,303.35	\$30,978.35	01-Jan-14	26-Jan-17	Cedar Grove MS - Capital Renewal: HVAC,Plumbing
900-422	Chamblee HS	DL	Non-Construction	\$54,992,632.00	\$13,977,926.57	\$13,977,926.57	N/A	N/A	Chamblee HS: Replacement
305-422	Chamblee MS	WC	Consolidated	\$133,147.00	\$438.84	\$438.84	26-Jun-13	01-Jan-15	Chamblee MS - Capital Renewal: Electrical
306-422	Champion MS	FJ	Construction-Procure	\$441,131.00	\$24,300.00	\$19,300.50	15-Jul-14	14-Jun-17	Champion MS - Capital Renewal: New Emergency Utility Shutoffs,HVAC
307-422	Chapel Hill ES	GS	Construction	\$1,312,497.00	\$1,218,075.80	\$1,092,602.49	08-Nov-13	11-May-16	Chapel Hill ES - Capital Renewal: HVAC,Roofing
105-422	Chapel Hill MS	CL	Design	\$158,240.00	\$12,000.00	\$0.00	02-Apr-15	18-Nov-16	Chapel Hill MS - ADA - Capital Renewal: Restroom,Lighting,Water Piping
405-422	Chesnut ES	DT	Construction-Procure	\$443,057.00	\$40,700.00	\$30,620.00	01-Feb-14	14-Feb-17	Chesnut ES - Capital Renewal - Code Requirements: HVAC,Roofing

Project Number	Project	PM	Phase	Current Budget	Current Commitments	Paid To Date	Start Date	Finish Date	E-SPLOST IV Scope Description
406-422	Clarkston HS	FJ	Construction-Procure	\$981,146.00	\$787,421.88	\$37,421.88	15-Jul-14	27-Jun-17	Clarkston HS - Capital Renewal - Code Requirements: Roofing
407-422	Clifton ES	FJ	Closeout	\$409,176.00	\$100,000.00	\$46,787.45	01-Nov-13	31-Jul-14	Clifton ES - Capital Renewal - Code Requirements: Kitchen Equipment,HVAC
308-422	Columbia ES	EA	Design	\$415,450.00	\$25,000.00	\$16,425.00	01-Jan-14	04-May-17	Columbia ES - Capital Renewal: HVAC,Roofing
309-422	Columbia MS	CL	Design	\$35,934.00	\$2,900.00	\$0.00	02-Apr-15	14-Nov-16	Columbia MS - Capital Renewal: New Emergency Utility Shutoffs
399-422	Contingency Fund	JW	Non-Construction	\$4,137,760.00	\$0.00	\$0.00	01-Jan-15	30-Apr-18	Contingency funds set aside to remediate the findings from the recommended studies - Capital Renewal
511-422	Coralwood Diagnostic Center Addition	No-PM	Planning	\$9,804,210.00	\$0.00	\$0.00	15-Aug-16	06-Dec-18	Coralwood Diagnostic Center Addition
310-422	Cross Keys HS	FJ	Construction	\$1,386,250.00	\$629,536.11	\$323,259.40	15-Nov-13	11-Mar-16	Cross Keys HS - Capital Renewal: Plumbing,Water Piping
904-422	DCSD Consultants	JW	Non-Construction	\$15,000,000.00	\$15,000,000.00	\$8,816,219.67	01-Oct-12	01-Mar-16	Program Consultants
903-422	DCSD Staff	JW	Non-Construction	\$7,000,000.00	\$2,545,102.37	\$2,545,102.37	01-Oct-12	10-Aug-17	DCSD STAFF
408-422	DeKalb ES of the Arts at Terry Mills	DT	Design	\$277,485.00	\$15,000.00	\$7,087.50	15-Jul-14	25-Oct-16	DeKalb ES of the Arts at Terry Mills - Capital Renewal - Code Requirements: HVAC,Electrical
409-422	DeKalb HS of Technology South	WC	Design	\$472,153.00	\$38,400.00	\$18,240.00	01-Feb-14	15-Feb-17	DeKalb HS of Technology South - Capital Renewal - Code Requirements: Lighting
905-422	Demolition	WC	Construction	\$3,312,309.00	\$1,472,907.63	\$2,028,659.49	09-Jul-13	31-Jul-17	Demolition - Demolition
311-422	Doraville Driver's ED	DL	Construction-Procure	\$18,787.00	\$2,000.00	\$1,200.00	28-Jan-14	03-Jan-17	Doraville Driver's ED - Capital Renewal: Roofing
106-422	Dresden ES	DT	Design	\$1,157,458.00	\$157,050.00	\$78,015.00	03-Apr-15	26-Jul-17	Dresden ES - ADA - Capital Renewal: HVAC,Restroom,Kitchen Equipment,Roofing,Lighting
410-422	Druid Hills HS	BA	Construction-Procure	\$747,298.00	\$59,800.00	\$49,936.10	01-Feb-14	16-Dec-16	Druid Hills HS - Capital Renewal - Code Requirements: Plumbing,Water Piping
427-422	Druid Hills MS (Shamrock MS)	BA	Construction-Procure	\$41,570.00	\$5,000.00	\$3,500.00	01-Jan-14	14-Oct-16	Shamrock MS - Code Requirements: Replace Grease Trap
107-422	Dunaire ES	BA	Construction-Procure	\$517,643.00	\$375,761.00	\$41,920.00	01-Feb-14	31-May-16	Dunaire ES - ADA - Capital Renewal - Code Requirements: HVAC,Restroom,Kitchen Equipment,Roofing,Wate
338-422	Dunwoody HS	WC	Closeout	\$441,463.00	\$437,629.24	\$437,629.24	06-Feb-13	27-Oct-14	Dunwoody HS Hardware and Doors
502-422	Early Learning Center	No-PM	Planning	\$2,682,284.00	\$0.00	\$0.00	14-Mar-16	11-Aug-17	Early Learning Center
411-422	East Campus	FJ	Construction-Procure	\$54,301.00	\$3,000.00	\$4,725.00	15-Jul-14	01-Mar-17	East Campus - Code Requirements
108-422	Eldridge Miller ES	RM	Design	\$298,805.00	\$30,000.00	\$9,300.00	01-Jan-14	12-Apr-17	Eldridge Miller ES - ADA - Capital Renewal - Code Requirements: HVAC,Restroom,Water Piping
398-422	Engineering Studies	JW	Planning	\$996,406.00	\$0.00	\$0.00	02-Jul-13	31-Jul-17	Engineering studies to determine causes and resolutions - Capital Renewal
500-422	ES Prototype	BA	Non-Construction	\$800,000.00	\$755,401.08	\$749,794.90	01-Nov-12	21-Apr-14	ES Prototype Development
516-422	ES Prototype Development (Two Schools)	DCSD	Non-Construction	\$1,250,000.00	\$0.00	\$0.00	N/A	N/A	Elementary School Prototype Development (Two Schools) - Newly approved project
901-422	E-SPLOST Audit	JW	Non-Construction	\$100,000.00	\$67,500.00	\$67,500.00	01-Aug-13	01-Mar-16	SPLOST Audit
412-422	Evansdale ES	BA	Construction	\$673,898.00	\$448,425.00	\$38,745.00	01-Feb-14	10-May-16	Evansdale ES - Capital Renewal - Code Requirements: HVAC,MEP,Water Piping
109-422	Fairington ES	CL	Design	\$209,439.00	\$16,000.00	\$0.00	02-Apr-15	10-Feb-17	Fairington ES - ADA - Capital Renewal - Code Requirements: Restroom,HVAC
517-422	Feasibility Study	DCSD	Non-Construction	\$500,000.00	\$0.00	\$0.00	N/A	N/A	Newly approved project
503-422	Fernbank ES	BA	Closeout	\$22,871,279.00	\$22,148,420.66	\$21,336,140.43	01-Feb-13	30-Nov-15	Fernbank ES Replacement
801-422	Fire / Sprinklers / Life safety Improvements	No-PM	Non-Construction	\$10,000,000.00	\$16,475.00	\$16,475.00	N/A	N/A	Fire/Sprinkler/Life Safety Improvements

Project Number	Project	PM	Phase	Current Budget	Current Commitments	Paid To Date	Start Date	Finish Date	E-SPLIST IV Scope Description
413-422	Flat Rock ES	RM	Design	\$606,117.00	\$57,050.00	\$39,722.00	01-Feb-14	15-Feb-17	Flat Rock ES - Capital Renewal - Code Requirements: MEP
110-422	Flat Shoals ES	CL	Design	\$184,756.00	\$14,000.00	\$0.00	02-Apr-15	10-Feb-17	Flat shoals ES - ADA - Capital Renewal - Code Requirements: HVAC,Restroom,
312-422	Freedom MS	RM	Design	\$131,271.00	\$76,000.00	\$11,118.80	01-Jan-14	05-May-17	Freedom MS - Capital Renewal: New Emergency Utility Shutoffs
902-422	General Services	JW	Non-Construction	\$800,000.00	\$441,932.16	\$441,932.16	26-Jan-18	26-Jan-18	General Services
504-422	Gresham Park ES	BA	Construction	\$21,911,279.00	\$18,271,721.31	\$7,234,109.42	25-Feb-13	18-Nov-16	Gresham Park ES Replacement
206-422	Hallford Stadium	GS	Design-Procurement	\$1,107,729.00	\$1,738,170.00	\$270.00	06-Feb-15	13-Oct-16	Hallford Stadium - Stadiums: Lighting
111-422	Hambrick ES	FJ	Construction	\$887,423.00	\$840,893.58	\$247,015.34	05-Dec-13	16-Feb-17	Hambrick ES - ADA - Capital Renewal - Code Requirements: HVAC,Restroom,Water Piping,Lighting
414-422	Hawthorne ES	BA	Construction-Procure	\$1,113,870.00	\$253,798.00	\$233,719.25	01-Jan-14	19-Jan-17	Hawthorne ES - Capital Renewal - Code Requirements: HVAC,MEP,Water Piping
415-422	Henderson Mill ES	CL	Design	\$384,494.00	\$30,000.00	\$0.00	30-Mar-15	13-Dec-16	Henderson Mill ES - Capital Renewal - Code Requirements: HVAC,Kitchen Equipment
512-422	Henderson MS	BA	Construction	\$17,280,446.86	\$17,207,895.04	\$1,257,371.93	16-Jan-13	01-Aug-17	Henderson MS Renovation/Addition
313-422	Hightower ES	DT	Construction-Procure	\$553,487.00	\$44,290.00	\$31,900.00	01-Feb-14	28-Mar-17	Hightower ES - Capital Renewal: HVAC,MEP,Water Piping,Roofing
112-422	Huntley Hills ES	DT	Construction-Procure	\$759,387.00	\$58,647.45	\$42,767.45	01-Feb-14	28-Sep-16	Huntley Hills ES - ADA - Capital Renewal - Code Requirements: HVAC,MEP,Restroom,Roofing
113-422	Idlewood ES	DT	Design	\$1,916,208.00	\$105,000.00	\$49,612.50	15-Jul-14	20-Sep-17	Idlewood ES - ADA - Capital Renewal - Code Requirements: HVAC,MEP,Restroom,Roofing
114-422	Indian Creek ES	FJ	Construction-Procure	\$620,100.00	\$562,539.20	\$470,949.98	05-Dec-13	14-Nov-16	Indian Creek ES - ADA - Capital Renewal - Code Requirements: HVAC,Restroom,Roofing
700-422	Infrastructure Refresh	JW	Non-Construction	\$8,200,000.00	\$7,404,950.34	\$6,171,617.01	24-Jan-13	21-Mar-18	Infrastructure Refresh
314-422	International Student Center	DL	Construction-Procure	\$297,720.00	\$22,100.00	\$8,840.00	28-Jan-14	18-Jan-17	International Student Center - Capital Renewal: Roofing
115-422	Jolly ES	RM	Design	\$993,934.00	\$67,700.00	\$19,278.50	01-Jan-14	12-Apr-17	Jolly ES - ADA - Capital Renewal - Code Requirements: HVAC,Restroom,Lighting,Water Piping
116-422	Kelley Lake ES	EA	Design	\$2,094,600.00	\$142,811.40	\$99,461.40	01-Jan-14	04-May-17	Kelley Lake ES - ADA - Capital Renewal - Code Requirements: HVAC,MEP,Restroom,Roofing,Kitchen Equipm
117-422	Kingsley ES	DT	Construction-Procure	\$1,472,355.00	\$1,121,952.73	\$948,986.53	01-Feb-14	29-Mar-17	Kingsley ES - ADA - Capital Renewal: HVAC,MEP,Restroom,Roofing
417-422	Kittredge ES	DL	Construction-Procure	\$160,074.00	\$13,758.00	\$9,631.00	28-Jan-14	07-Nov-16	Kittredge ES - Capital Renewal - Code Requirements: HVAC
315-422	Knollwood ES	FJ	Closeout	\$354,876.00	\$203,208.77	\$102,223.52	01-Feb-14	31-Jul-14	Knollwood ES - Capital Renewal: HVAC,Kitchen Equipment
118-422	Laurel Ridge ES	CL	Design	\$283,485.00	\$23,000.00	\$0.00	08-Apr-15	23-Mar-17	Laurel Ridge ES - ADA - Capital Renewal - Code Requirements: HVAC,Restroom
119-422	Lithonia MS	CL	Design	\$238,623.00	\$22,800.00	\$0.00	02-Apr-15	10-Feb-17	Lithonia MS - ADA - Capital Renewal: Roofing,Restroom
418-422	Livsey ES	CL	Design	\$350,495.00	\$27,000.00	\$0.00	30-Mar-15	23-Mar-17	Livsey ES - Capital Renewal - Code Requirements: Roofing,HVAC
800-422	Local School Priority Request (LSPR)	JW	Non-Construction	\$3,202,479.00	\$1,604,750.25	\$1,604,750.25	15-Jul-13	01-Mar-16	Local School Priority Requests (LSPR)
316-422	M.L. King, Jr., HS	DL	Design	\$1,481,441.00	\$16,482.45	\$16,482.45	04-Mar-15	03-Jul-17	M.L. King, Jr., HS - Capital Renewal: HVAC,Roofing

Project Number	Project	PM	Phase	Current Budget	Current Commitments	Paid To Date	Start Date	Finish Date	E-SPLIST IV Scope Description
317-422	Marbut ES	RM	Design	\$753,863.00	\$54,250.00	\$33,635.00	01-Feb-14	14-Feb-17	Marbut ES - Capital Renewal: HVAC, Roofing, Electrical
419-422	Margaret Harris Comprehensive School	DT	Design	\$29,618.00	\$2,500.00	\$112.50	03-Apr-15	16-Jun-16	Margaret Harris Comprehensive School - Code Requirements: Replace Grease Trap
420-422	McLendon ES	CL	Design	\$160,074.00	\$12,000.00	\$0.00	08-Apr-15	23-Mar-17	McLendon ES - Capital Renewal - Code Requirements: HVAC
318-422	McNair HS	CL	Design	\$462,463.00	\$37,000.00	\$0.00	02-Apr-15	31-Jan-17	McNair HS Capital Renewal
505-422	McNair MS	WC	Design-Procurement	\$34,592,213.00	\$4,931.60	\$4,931.60	02-Sep-15	26-Apr-18	McNair MS Replacement
120-422	Meadowview ES	WC	Design	\$504,164.00	\$39,029.20	\$6,389.20	01-Feb-14	20-Jan-17	Meadowview ES - ADA - Capital Renewal: HVAC, Roofing, Restroom
319-422	Medlock ES	CL	Planning	\$103,440.00	\$0.00	\$0.00	15-Mar-16	16-Nov-17	Medlock ES - Capital Renewal: Plumbing
121-422	Midvale ES	BA	Construction	\$598,624.00	\$404,686.05	\$35,661.05	01-Feb-14	03-May-16	Midvale ES - ADA - Capital Renewal: HVAC, Kitchen Equipment, Roofing, Restroom
320-422	Midway ES	WC	Design	\$575,744.00	\$42,250.00	\$20,069.00	01-Feb-14	13-Feb-17	Midway ES - Capital Renewal: HVAC, Plumbing, Water Piping
122-422	Miller Grove MS	WC	Design	\$7,230,762.00	\$406,645.05	\$65,608.85	05-Dec-13	02-Jan-18	Miller Grove MS - ADA - Capital Renewal: HVAC, MEP, Restroom, Roofing, Kitchen Equipment
136-422	Modular Buildings & Parking Improvements	DCSD	Non-Construction	\$2,500,000.00	\$0.00	\$0.00	N/A	N/A	Modular Buildings & Parking Improvements - Newly approved project
421-422	Montclair ES	DT	Construction-Procure	\$418,049.00	\$33,412.30	\$23,672.30	01-Feb-14	13-Feb-17	Montclair ES - Capital Renewal - Code Requirements: HVAC, Water Piping Electrical
001-422	Montgomery ES	FJ	Closeout	\$2,125,603.00	\$2,107,254.88	\$2,121,265.02	05-Apr-13	01-Aug-14	Montgomery ES HVAC
123-422	Montgomery ES	FJ	Construction-Procure	\$497,946.00	\$92,792.73	\$172,299.06	15-Nov-13	05-Jan-17	Montgomery ES - ADA - Capital Renewal: HVAC, Roofing, Restroom
124-422	Murphey Candler ES	CL	Design	\$366,100.00	\$29,000.00	\$0.00	02-Apr-15	05-Jul-17	Murphey Candler ES - ADA - Capital Renewal: HVAC, MEP, Restroom, Water Piping
321-422	Narvie Harris ES	CL	Design	\$271,399.00	\$22,000.00	\$0.00	02-Apr-15	31-Jan-17	Narvie Harris ES - Capital Renewal: Roofing
208-422	North DeKalb Stadium	GS	Design-Procurement	\$1,996,280.00	\$0.00	\$0.00	06-Feb-15	30-Aug-17	North DeKalb Stadium - Stadiums: Lighting
422-422	Oak Grove ES	BA	Design	\$939,151.00	\$110,216.05	\$77,891.05	01-Feb-14	29-Mar-17	Oak Grove ES - Capital Renewal - Code Requirements: HVAC, Electrical, Restroom, Water Piping, Kitchen Equ
423-422	Oakcliff ES	DT	Design	\$907,195.00	\$60,000.00	\$2,700.00	03-Apr-15	05-Jul-17	Oakcliff ES - Capital Renewal - Code Requirements: HVAC, Roofing, MEP
125-422	Panola Way ES	RM	Design	\$2,880,909.00	\$159,300.00	\$107,616.50	15-Jul-14	08-Aug-17	Panola Way ES - ADA - Capital Renewal - Code Requirements: HVAC, Lighting, Restroom, Roofing, Cooling To
506-422	Peachcrest ES	DL	Closeout	\$20,946,280.21	\$19,797,925.34	\$19,985,106.80	25-Feb-13	31-Jul-15	Peachcrest ES Replacement
424-422	Pine Ridge ES	FJ	Construction-Procure	\$2,084,983.00	\$115,250.00	\$79,359.14	15-Jul-14	26-Jul-17	Pine Ridge ES - Capital Renewal - Code Requirements: HVAC, Roofing, Lighting
507-422	Pleasantdale ES	FJ	Design	\$18,421,279.00	\$578,925.35	\$113,447.35	30-Apr-15	02-Jan-18	Pleasantdale ES Replacement
999-422	Program Contingency	JW	Non-Construction	\$26,798,887.00	\$0.00	\$0.00	01-Mar-16	21-Dec-17	Program Contingency
630-422	Radio Communications	JW	Closeout	\$1,580,752.00	\$1,562,831.50	\$1,580,681.11	03-Dec-12	11-Mar-14	Radio Communications - FCC Compliance & GPS Equipment
425-422	Rainbow ES	RM	Design	\$1,676,278.00	\$92,600.00	\$62,513.30	15-Jul-14	08-Aug-17	Rainbow ES - Capital Renewal - Code Requirements: HVAC, Roofing, Electrical, Water Piping
126-422	Redan ES	FJ	Construction-Procure	\$2,376,369.00	\$157,337.50	\$231,037.04	15-Jul-14	08-May-17	Redan ES - ADA - Capital Renewal: HVAC, Roofing, Restroom, Kitchen Equipment, Cooling Tower
513-422	Redan HS	RM	Construction	\$21,018,330.00	\$18,392,040.79	\$13,655,359.86	26-Mar-13	03-Oct-16	Redan HS Renovation/Addition
299-422	Reserved Funds	GS	Planning	\$341,391.00	\$0.00	\$0.00	01-Jan-15	08-Apr-16	Reserve funds for repairs at stadiums as identified by the studies - Stadiums
322-422	Robert Shaw ES	DT	Design	\$1,944,207.00	\$107,000.00	\$50,557.50	15-Jul-14	25-Jul-17	Robert Shaw ES - Capital Renewal: HVAC, MEP, Roofing
323-422	Rock Chapel ES	RM	Design	\$488,341.00	\$30,000.00	\$8,675.00	01-Jan-14	05-May-17	Rock Chapel ES - Capital Renewal: HVAC, Roofing, Water Piping, Electrical

Project Number	Project	PM	Phase	Current Budget	Current Commitments	Paid To Date	Start Date	Finish Date	E-SPLOST IV Scope Description
508-422	Rockbridge ES	GS	Construction-Procure	\$18,421,279.00	\$636,571.15	\$122,308.77	02-Apr-15	12-Jun-17	Rockbridge ES Replacement
127-422	Rowland ES	CL	Design	\$174,883.00	\$14,000.00	\$0.00	02-Apr-15	10-Feb-17	Rowland ES - ADA - Capital Renewal: HVAC,Restroom
600-422	Safety / Security Systems FY 2013	JW	Non-Construction	\$1,375,471.00	\$1,375,471.00	\$0.00	01-Jan-13	27-Jun-13	Safety/Security System Upgrades FY 2013
610-422	Safety / Security Systems FY 2014	JW	Non-Construction	\$936,842.00	\$936,842.00	\$0.00	22-Jul-13	21-Jul-14	Safety/Security System Upgrades FY 2014
128-422	Sagamore Hills ES	DT	Design	\$1,212,387.00	\$67,000.00	\$31,657.50	15-Jul-14	03-Jul-17	Sagamore Hills ES - ADA - Capital Renewal: HVAC,Restroom,Water Piping,Electrical
324-422	Salem MS	RM	Design	\$711,787.00	\$0.00	\$33,635.00	01-Feb-14	14-Feb-17	Salem MS - Capital Renewal: Roofing
325-422	Sam Moss Service Center	BA	Construction	\$684,379.00	\$663,710.00	\$548,176.64	01-Jan-14	01-Mar-16	Sam Moss Service Center - Capital Renewal: Roofing
640-422	School Buses	JW	Non-Construction	\$11,219,567.00	\$8,727,701.50	\$8,727,701.50	01-Jan-15	29-Jul-16	School Bus Purchase (3 rounds)
129-422	Sequoyah MS	DL	Construction-Procure	\$78,983.00	\$16,839.00	\$11,787.50	28-Jan-14	07-Nov-16	Sequoyah MS - ADA - Code Requirements: Restroom
620-422	Service Vehicle Purchase	JW	Non-Construction	\$2,555,311.00	\$1,555,310.33	\$1,555,310.33	22-Mar-13	22-Jul-13	Service Vehicle Purchase (1 round)
426-422	Shadow Rock ES	RM	Design	\$811,942.00	\$52,000.00	\$15,340.00	01-Jan-14	18-Oct-17	Shadow Rock ES - Capital Renewal - Code Requirements: HVAC,Roofing
509-422	Smoke Rise ES	WC	Design	\$18,421,279.00	\$636,522.05	\$37,890.05	30-Apr-15	04-Feb-19	Smoke Rise ES Replacement
428-422	Snapfinger ES	CL	Design	\$160,074.00	\$12,000.00	\$0.00	02-Apr-15	20-Jan-17	Snapfinger ES - Capital Renewal - Code Requirements: HVAC
326-422	South Campus Facilities	EA	Consolidated	\$47,545.00	\$0.00	\$0.00	N/A	N/A	South Campus Facilities - Capital Renewal: Roofing
002-422	Southwest DeKalb HS	RM	Closeout	\$22,310,246.00	\$19,261,687.12	\$18,373,017.99	15-Nov-12	08-Aug-14	Southwest DeKalb HS Addition
327-422	Southwest DeKalb HS	RM	Closeout	\$398,564.00	\$15,910.00	\$15,910.00	01-Apr-13	10-Aug-15	Southwest DeKalb HS - Capital Renewal: Plumbing
328-422	Southwest DeKalb HS	RM	Closeout	\$562,852.00	\$342,477.00	\$342,477.00	N/A	N/A	Southwest DeKalb HS - Capital Renewal: Roofing
514-422	Southwest DeKalb HS	RM	Closeout	\$4,994,597.00	\$2,898,695.75	\$2,975,961.68	27-Jun-13	18-Sep-14	Southwest DeKalb HS Renovations
329-422	Stephenson HS	RM	Design	\$1,192,865.00	\$90,000.00	\$26,550.00	01-Jan-14	11-Apr-17	Stephenson HS - Capital Renewal: Roofing
130-422	Stone Mill ES	FJ	Construction-Procure	\$570,937.00	\$273,085.23	\$191,548.00	05-Dec-13	09-Oct-16	Stone Mill ES - ADA - Capital Renewal - Code Requirements: HVAC,Roofing,Restroom,Electrical
330-422	Stone Mountain HS	FJ	Construction-Procure	\$471,627.08	\$89,775.20	\$125,117.20	05-Dec-13	06-Oct-16	Stone Mountain ES - Capital Renewal: HVAC,Roofing
331-422	Stone Mountain HS	FJ	Consolidated	\$706,687.00	\$0.00	\$0.00	N/A	N/A	Stone Mountain HS - Capital Renewal: New Emergency Utility Shutoffs,Water Piping
429-422	Stone Mountain HS	FJ	Consolidated	\$28,995.00	\$0.00	\$0.00	N/A	N/A	Stone Mountain HS - Capital Renewal - Code Requirements
515-422	Stone Mountain HS	FJ	Design	\$5,919,523.00	\$7,141,086.00	\$240,962.00	01-May-14	11-May-17	Stone Mountain HS Renovations
332-422	Stone Mountain MS	FJ	Construction-Procure	\$34,269.00	\$43,064.99	\$1,400.00	15-Jul-14	11-Aug-17	Stone Mountain MS - Capital Renewal: New Emergency Utility Shutoffs
131-422	Stoneview ES	RM	Design	\$419,888.00	\$46,850.00	\$34,443.00	01-Feb-14	13-Feb-17	Stoneview ES - ADA - Capital Renewal: HVAC,Restroom,Lighting,Electrical
720-422	Technology Bond Repayment	JW	Non-Construction	\$39,711,382.00	\$0.00	\$0.00	22-Jul-13	30-Aug-17	Technology Bond Re-payment
710-422	Technology Equipment	JW	Non-Construction	\$26,044,407.00	\$23,491,720.55	\$23,491,720.55	01-Jun-13	25-Jan-18	Technology Equipment
137-422	Terry Mills	DCSD	Non-Construction	\$2,000,000.00	\$0.00	\$270.00	N/A	N/A	Newly approved project
132-422	Toney ES	WC	Design	\$568,340.00	\$42,879.20	\$6,966.20	01-Feb-14	13-Feb-17	Toney ES - ADA - Capital Renewal: HVAC,Roofing,Restroom
333-422	Towers HS	WC	Closeout	\$1,908,330.16	\$1,872,124.98	\$1,872,124.98	01-Jan-14	18-Oct-15	Towers HS - Capital Renewal: Roofing
334-422	Towers HS	WC	Design	\$462,462.00	\$16,000.00	\$4,925.00	18-Feb-14	14-Feb-17	Towers HS Culinary Arts Lab: Culinary Arts Lab

Project Number	Project	PM	Phase	Current Budget	Current Commitments	Paid To Date	Start Date	Finish Date	E-SPLOST IV Scope Description
335-422	Tucker MS	CL	Design-Procurement	\$7,768.00	\$0.00	\$0.00	04-Mar-16	28-Jun-17	Tucker MS - Capital Renewal: New Emergency Utility Shutoffs
133-422	Vanderlyn ES	DL	Construction-Procure	\$359,812.00	\$43,283.00	\$46,690.00	28-Jan-14	07-Nov-16	Vanderlyn ES - ADA - Capital Renewal: HVAC,Kitchen Equipment, Restroom
336-422	Wadsworth ES	FJ	Closeout	\$105,774.00	\$87,322.57	\$87,322.57	21-Nov-13	31-Jul-14	Wadsworth ES - Capital Renewal: HVAC
003-422	Warren Technical School	FJ	Closeout	\$1,545,114.00	\$1,545,114.00	\$1,545,114.00	19-Apr-14	04-Sep-15	Warren Tech HVAC
135-422	Warren Technical School	DCSD	Non-Construction	\$1,000,000.00	\$0.00	\$0.00	N/A	N/A	School Improvements - Newly approved project
138-422	Warren Technical School	DCSD	Non-Construction	\$2,000,000.00	\$0.00	\$270.00	N/A	N/A	Newly approved project
337-422	Warren Technical School	FJ	Construction-Procure	\$517,986.00	\$828,000.00	\$132,084.46	15-Nov-13	03-Oct-16	Warren Technical School - Capital Renewal: Roofing,Kitchen Equipment
211-422	William "Buck" Godfrey Stadium	GS	Design	\$1,996,280.00	\$1,791,650.00	\$270.00	06-Feb-15	20-Jul-16	Panthersville Stadium - Stadiums: Lighting
430-422	Woodridge ES	CL	Design	\$135,392.00	\$10,000.00	\$0.00	02-Apr-15	20-Jan-17	Woodridge ES - Capital Renewal - Code Requirements: HVAC
134-422	Woodward ES	DL	Construction-Procure	\$455,493.00	\$25,350.00	\$26,872.37	28-Jan-14	19-Jan-17	Woodward ES - ADA - Capital Renewal - Code Requirements: HVAC,Kitchen Equipment,Restroom,Roofing
Total				\$584,799,992.30	\$234,780,239.43	\$170,837,275.61			

This page is intentionally left blank

E-SPLOST IV Funding Sources

PERIOD	MONTH ENDING	SALES TAX					BOND				GA DOE REIMBURSEMENT				Interest Earned	TOTAL FUNDING			
		Planned		Actually Received		Ratio (Total) Planned/Actual	Planned		Actual		Projected		Actual			Planned		Actual	
		Month	Cumulative	Month	Cumulative		Month	Cumulative	Month	Cumulative	Month	Cumulative	Month	Cumulative		Month	Cumulative	Month	Cumulative
Y1M1	Jul-12	\$8,500,087	\$8,500,087	\$8,500,087	\$8,500,087	100%	\$0	\$0	\$0	\$0	\$0	\$0	\$0	\$0	\$0	\$8,500,087	\$8,500,087	\$8,500,087	\$8,500,087
Y1M2	Aug-12	\$8,277,779	\$16,777,866	\$8,277,779	\$16,777,866	100%	\$0	\$0	\$0	\$0	\$0	\$0	\$0	\$0	\$0	\$8,277,779	\$16,777,866	\$8,277,779	\$16,777,866
Y1M3	Sep-12	\$8,359,402	\$25,137,268	\$8,359,402	\$25,137,268	100%	\$0	\$0	\$0	\$0	\$0	\$0	\$0	\$17	\$8,359,402	\$25,137,268	\$8,359,419	\$25,137,285	
Y1M4	Oct-12	\$8,114,949	\$33,252,217	\$8,114,949	\$33,252,217	100%	\$0	\$0	\$0	\$0	\$0	\$0	\$0	\$26	\$8,114,949	\$33,252,217	\$8,114,974	\$33,252,259	
Y1M5	Nov-12	\$7,738,672	\$40,990,888	\$7,738,672	\$40,990,888	100%	\$0	\$0	\$0	\$0	\$0	\$0	\$0	\$71	\$7,738,672	\$40,990,888	\$7,738,743	\$40,991,002	
Y1M6	Dec-12	\$10,095,307	\$51,086,195	\$10,095,307	\$51,086,195	100%	\$0	\$0	\$0	\$0	\$0	\$0	\$0	\$103	\$10,095,307	\$51,086,195	\$10,095,410	\$51,086,412	
Y1M7	Jan-13	\$7,547,557	\$58,633,752	\$7,547,557	\$58,633,752	100%	\$38,000,000	\$38,000,000	\$38,000,000	\$38,000,000	\$0	\$0	\$0	\$483,664	\$45,547,557	\$96,633,752	\$46,031,221	\$97,117,634	
Y1M8	Feb-13	\$8,408,066	\$67,041,818	\$8,408,066	\$67,041,818	100%	\$0	\$38,000,000	\$0	\$38,000,000	\$0	\$0	\$0	\$180	\$8,408,066	\$105,041,818	\$8,408,246	\$105,525,880	
Y1M9	Mar-13	\$8,370,062	\$75,411,880	\$8,370,062	\$75,411,880	100%	\$0	\$38,000,000	\$0	\$38,000,000	\$0	\$0	\$0	\$1,480	\$8,370,062	\$113,411,880	\$8,371,543	\$113,897,422	
Y1M10	Apr-13	\$7,698,759	\$83,110,639	\$7,698,759	\$83,110,639	100%	\$0	\$38,000,000	\$0	\$38,000,000	\$0	\$0	\$0	\$973	\$7,698,759	\$121,110,639	\$7,699,732	\$121,597,154	
Y1M11	May-13	\$7,857,346	\$90,967,985	\$7,857,346	\$90,967,985	100%	\$0	\$38,000,000	\$0	\$38,000,000	\$0	\$0	\$0	\$1,056	\$7,857,346	\$128,967,985	\$7,858,401	\$129,455,556	
Y1M12	Jun-13	\$7,962,481	\$98,930,466	\$7,962,481	\$98,930,466	100%	\$0	\$38,000,000	\$0	\$38,000,000	\$0	\$0	\$0	\$1,169	\$7,962,481	\$136,930,466	\$7,963,650	\$137,419,202	
Y2M1	Jul-13	\$7,841,876	\$106,772,342	\$7,841,876	\$106,772,342	100%	\$0	\$38,000,000	\$0	\$38,000,000	\$0	\$0	\$0	\$0	\$7,841,876	\$144,772,342	\$7,841,876	\$145,261,086	
Y2M2	Aug-13	\$8,189,604	\$114,961,945	\$8,189,604	\$114,961,945	100%	\$0	\$38,000,000	\$0	\$38,000,000	\$0	\$0	\$0	\$1,339	\$8,189,604	\$152,961,945	\$8,190,942	\$153,452,024	
Y2M3	Sep-13	\$8,045,489	\$123,007,434	\$8,045,489	\$123,007,434	100%	\$0	\$38,000,000	\$0	\$38,000,000	\$0	\$0	\$0	\$2,252	\$8,045,489	\$161,007,434	\$8,047,741	\$161,499,765	
Y2M4	Oct-13	\$7,877,270	\$130,884,704	\$7,877,270	\$130,884,704	100%	\$0	\$38,000,000	\$0	\$38,000,000	\$0	\$0	\$0	\$1,263	\$7,877,270	\$168,884,704	\$7,878,533	\$169,378,297	
Y2M5	Nov-13	\$7,861,645	\$138,746,349	\$7,861,645	\$138,746,349	100%	\$0	\$38,000,000	\$0	\$38,000,000	\$0	\$0	\$0	\$1,315	\$7,861,645	\$176,746,349	\$7,863,683	\$177,261,981	
Y2M6	Dec-13	\$9,970,481	\$148,716,830	\$9,970,481	\$148,716,830	100%	\$0	\$38,000,000	\$0	\$38,000,000	\$0	\$0	\$0	\$1,301	\$9,970,481	\$186,716,830	\$9,971,782	\$187,233,763	
Y2M7	Jan-14	\$7,743,311	\$156,460,140	\$7,743,311	\$156,460,140	100%	\$0	\$38,000,000	\$0	\$38,000,000	\$0	\$0	\$0	\$1,373	\$7,743,311	\$194,460,140	\$7,744,674	\$194,978,437	
Y2M8	Feb-14	\$7,992,681	\$164,452,821	\$7,992,681	\$164,452,821	100%	\$0	\$38,000,000	\$0	\$38,000,000	\$0	\$0	\$0	\$1,407	\$7,992,681	\$202,452,821	\$7,994,088	\$202,972,525	
Y2M9	Mar-14	\$8,223,949	\$172,676,770	\$8,223,949	\$172,676,770	100%	\$0	\$38,000,000	\$0	\$38,000,000	\$0	\$0	\$0	\$1,315	\$8,223,949	\$210,676,770	\$8,225,264	\$211,197,789	
Y2M10	Apr-14	\$8,319,030	\$180,995,800	\$8,319,030	\$180,995,800	100%	\$0	\$38,000,000	\$0	\$38,000,000	\$0	\$0	\$0	\$1,475	\$8,319,030	\$218,995,800	\$8,345,192	\$219,542,980	
Y2M11	May-14	\$8,294,891	\$189,290,691	\$8,294,891	\$189,290,691	100%	\$0	\$38,000,000	\$0	\$38,000,000	\$0	\$0	\$0	\$1,475	\$8,294,891	\$227,290,691	\$8,296,366	\$227,839,347	
Y2M12	Jun-14	\$8,392,555	\$197,683,246	\$8,392,555	\$197,683,246	100%	\$0	\$38,000,000	\$0	\$38,000,000	\$0	\$0	\$0	\$742	\$8,392,555	\$235,683,246	\$8,393,298	\$236,232,644	
Y3M1	Jul-14	\$8,571,801	\$206,255,047	\$8,571,801	\$206,255,047	100%	\$0	\$38,000,000	\$0	\$38,000,000	\$0	\$0	\$0	\$888	\$8,571,801	\$244,255,047	\$8,572,688	\$244,805,333	
Y3M2	Aug-14	\$8,615,800	\$214,870,847	\$8,615,800	\$214,870,847	100%	\$0	\$38,000,000	\$0	\$38,000,000	\$0	\$0	\$0	\$923	\$8,615,800	\$252,870,847	\$8,617,156	\$253,377,489	
Y3M3	Sep-14	\$8,438,759	\$223,309,605	\$8,438,759	\$223,309,605	100%	\$0	\$38,000,000	\$0	\$38,000,000	\$0	\$0	\$0	\$955	\$8,438,759	\$261,309,605	\$8,439,714	\$261,817,203	
Y3M4	Oct-14	\$8,105,129	\$231,414,735	\$8,105,129	\$231,414,735	100%	\$0	\$38,000,000	\$0	\$38,000,000	\$0	\$0	\$0	\$964	\$8,105,129	\$269,414,735	\$8,106,094	\$269,923,296	
Y3M5	Nov-14	\$8,594,119	\$240,008,854	\$8,594,119	\$240,008,854	100%	\$0	\$38,000,000	\$0	\$38,000,000	\$1,907,217	\$1,907,217	\$1,907,217	\$992	\$10,501,336	\$279,916,071	\$10,502,128	\$280,425,425	
Y3M6	Dec-14	\$10,181,854	\$250,190,708	\$10,181,854	\$250,190,708	100%	\$0	\$38,000,000	\$0	\$38,000,000	\$2,734,362	\$4,641,579	\$2,734,362	\$4,641,579	\$985	\$12,916,216	\$292,832,287	\$12,917,202	\$293,342,626
Y3M7	Jan-15	\$7,547,557	\$257,738,265	\$8,146,883	\$258,338,226	100%	\$0	\$38,000,000	\$0	\$38,000,000	\$2,848,995	\$7,490,574	\$2,848,995	\$7,490,574	\$1,439	\$10,396,552	\$303,228,839	\$10,997,317	\$304,339,944
Y3M8	Feb-15	\$7,992,681	\$265,730,946	\$8,330,889	\$266,669,115	100%	\$0	\$38,000,000	\$0	\$38,000,000	\$2,138,222	\$9,628,796	\$2,138,222	\$9,628,796	\$1,043	\$10,130,902	\$313,359,742	\$10,470,154	\$314,810,098
Y3M9	Mar-15	\$8,223,949	\$273,954,895	\$8,376,183	\$275,045,298	100%	\$0	\$38,000,000	\$0	\$38,000,000	\$1,038,242	\$10,667,037	\$1,038,242	\$10,667,037	\$965	\$9,262,191	\$322,621,932	\$9,415,390	\$324,225,488
Y3M10	Apr-15	\$7,698,759	\$281,653,654	\$8,454,802	\$283,500,101	101%	\$0	\$38,000,000	\$0	\$38,000,000	\$882,963	\$11,550,000	\$1,891,659	\$12,558,697	\$1,068	\$8,581,722	\$331,203,654	\$10,347,529	\$334,573,017
Y3M11	May-15	\$7,857,346	\$289,511,000	\$8,592,475	\$292,092,575	101%	\$0	\$38,000,000	\$0	\$38,000,000	\$750,000	\$12,300,000	\$1,069,797	\$13,628,494	\$1,058	\$8,607,346	\$339,811,000	\$9,663,330	\$344,236,347
Y3M12	Jun-15	\$7,962,481	\$297,473,480	\$8,731,943	\$300,824,518	101%	\$0	\$38,000,000	\$0	\$38,000,000	\$750,000	\$13,050,000	\$236,330	\$13,864,823	\$2,209	\$8,712,481	\$348,523,480	\$8,970,481	\$353,206,828
Y4M1	Jul-15	\$7,841,876	\$305,315,356	\$8,683,681	\$309,508,199	101%	\$0	\$38,000,000	\$0	\$38,000,000	\$750,000	\$13,800,000	\$1,860	\$13,866,683	\$0	\$8,591,876	\$357,115,356	\$8,685,541	\$361,892,369
Y4M2	Aug-15	\$8,189,604	\$313,504,960	\$8,842,983	\$318,351,182	102%	\$0	\$38,000,000	\$0	\$38,000,000	\$750,000	\$14,550,000	\$1,118,677	\$14,985,360	\$1,143	\$8,939,604	\$366,054,960	\$8,842,983	\$370,735,352
Y4M3	Sep-15	\$8,045,489	\$321,550,449	\$8,495,523	\$326,846,704	102%	\$0	\$38,000,000	\$0	\$38,000,000	\$750,000	\$15,300,000	\$1,613,801	\$16,599,162	\$1,156	\$8,795,489	\$374,850,449	\$10,110,480	\$380,845,831
Y4M4	Oct-15	\$7,877,270	\$329,427,719	\$7,381,598	\$334,228,303	101%	\$0	\$38,000,000	\$0	\$38,000,000	\$750,000	\$16,050,000			\$1,122	\$8,627,270	\$383,477,719	\$7,382,720	\$388,228,551
Y4M5	Nov-15	\$7,738,672	\$337,166,390	\$8,544,440	\$342,772,743	102%	\$0	\$38,000,000	\$0	\$38,000,000	\$750,000	\$16,800,000			\$1,165	\$8,488,672	\$391,966,390	\$8,545,605	\$396,774,156
Y4M6	Dec-15	\$9,970,481	\$347,136,871	\$10,154,175	\$352,926,918	102%	\$0	\$38,000,000	\$0	\$38,000,000	\$750,000	\$17,550,000			\$1,142	\$10,720,481	\$402,686,871	\$10,155,317	\$406,929,474
Y4M7	Jan-16	\$7,547,557	\$354,684,428	\$7,843,974	\$360,770,892	102%	\$0	\$38,000,000	\$0	\$38,000,000	\$750,000	\$18,300,000			\$15,298	\$8,297,557	\$410,984,428	\$7,859,272	\$414,788,745
TOTALS		\$491,300,000		\$360,770,892			\$38,000,000		\$38,000,000	\$18,300,000	\$183,585,203	\$16,599,162	\$538,512	\$410,984,428			\$414,788,745		

E-SPLOST IV Funding, Obligations, and Expenditures

PERIOD	MONTH ENDING	COMBINED FUNDING					OBLIGATIONS					EXPENDITURES (BASELINE)	
		Planned		Actually Received		Ratio (Total) Planned/Actual	Baseline Planned		Current Planned		Actually Obligated	Actual	
		Month	Cumulative	Month	Cumulative		Month	Cumulative	Month	Cumulative	Cumulative	Month	Cumulative
Y1M1	Jul-12	\$8,500,087	\$8,500,087	\$8,500,087	\$8,500,087	n/a	\$252,574	\$252,574	\$0	\$0		\$8,977	\$8,977
Y1M2	Aug-12	\$8,277,779	\$16,777,866	\$8,277,779	\$16,777,866	100%	\$264,056	\$516,630	\$0	\$0		\$27,577	\$36,554
Y1M3	Sep-12	\$8,359,402	\$25,137,268	\$8,359,419	\$25,137,285	100%	\$2,303,321	\$2,819,951	\$0	\$0		\$82,980	\$119,534
Y1M4	Oct-12	\$8,114,949	\$33,252,217	\$8,114,974	\$33,252,259	100%	\$1,131,261	\$3,951,212	\$3,223,483	\$3,223,483		\$193,412	\$312,946
Y1M5	Nov-12	\$7,738,672	\$40,990,888	\$7,738,743	\$40,991,002	100%	\$2,313,261	\$6,264,473	\$1,250,000	\$4,473,483	\$19,100,000	\$167,316	\$480,262
Y1M6	Dec-12	\$10,095,307	\$51,086,195	\$10,095,410	\$51,086,412	100%	\$2,817,299	\$9,081,772	\$20,461,554	\$24,935,038	\$19,100,000	\$205,102	\$685,364
Y1M7	Jan-13	\$45,547,557	\$96,633,752	\$46,031,221	\$97,117,634	101%	\$5,905,462	\$14,987,234	\$1,403,501	\$26,338,539	\$19,100,000	\$1,098,295	\$1,783,659
Y1M8	Feb-13	\$8,408,066	\$105,041,818	\$8,408,246	\$105,525,880	100%	\$5,332,762	\$20,319,996	\$179,789	\$26,518,327	\$25,562,530	\$1,897,330	\$3,680,989
Y1M9	Mar-13	\$8,370,062	\$113,411,880	\$8,371,543	\$113,897,422	100%	\$6,471,157	\$26,791,153	\$7,417,071	\$33,935,398	\$27,003,743	\$1,373,413	\$5,054,402
Y1M10	Apr-13	\$7,698,759	\$121,110,639	\$7,699,732	\$121,597,154	100%	\$10,416,931	\$37,208,084	\$25,827	\$33,961,225	\$27,013,299	\$1,119,280	\$6,173,683
Y1M11	May-13	\$7,857,346	\$128,967,985	\$7,858,401	\$129,455,556	100%	\$11,569,602	\$48,777,686	\$2,714,057	\$36,675,282	\$27,013,299	\$3,365,682	\$9,539,364
Y1M12	Jun-13	\$7,962,481	\$136,930,466	\$7,963,650	\$137,419,206	100%	\$9,619,833	\$58,397,519	\$10,105,585	\$46,780,867	\$27,224,958	\$401,641	\$9,941,006
Y2M1	Jul-13	\$7,841,876	\$144,772,342	\$7,841,876	\$145,261,082	100%	\$9,907,759	\$68,305,278	\$9,060,571	\$55,841,438	\$27,224,958	\$2,307,582	\$12,248,587
Y2M2	Aug-13	\$8,189,604	\$152,961,945	\$8,190,942	\$153,452,024	100%	\$7,338,922	\$75,644,200	\$1,150,939	\$56,992,378	\$28,157,406	\$4,631,470	\$16,880,058
Y2M3	Sep-13	\$8,045,489	\$161,007,434	\$8,047,741	\$161,499,765	100%	\$6,169,474	\$81,813,674	\$11,682,049	\$68,674,427	\$29,626,987	\$4,544,655	\$21,424,712
Y2M4	Oct-13	\$7,877,270	\$168,884,704	\$7,878,533	\$169,378,297	100%	\$5,718,349	\$87,532,023	\$15,363,768	\$84,038,195	\$30,301,954	\$2,418,678	\$23,843,390
Y2M5	Nov-13	\$7,861,645	\$176,746,349	\$7,883,683	\$177,261,981	100%	\$4,346,931	\$91,878,954	\$4,321,753	\$88,359,948	\$30,304,585	\$2,971,923	\$26,815,313
Y2M6	Dec-13	\$9,970,481	\$186,716,830	\$9,971,782	\$187,233,763	100%	\$4,731,050	\$96,610,004	\$2,541,188	\$90,901,136	\$50,163,691	\$3,754,454	\$30,569,768
Y2M7	Jan-14	\$7,743,311	\$194,460,140	\$7,744,674	\$194,978,437	100%	\$4,607,434	\$101,217,438	\$0	\$90,901,136	\$50,998,375	\$1,731,716	\$32,301,483
Y2M8	Feb-14	\$7,992,681	\$202,452,821	\$7,994,088	\$202,972,525	100%	\$4,805,868	\$106,023,306	\$0	\$90,901,136	\$51,377,301	\$2,815,233	\$35,116,716
Y2M9	Mar-14	\$8,223,949	\$210,676,770	\$8,225,264	\$211,197,789	100%	\$5,085,704	\$111,109,010	\$1,406,348	\$92,307,483	\$52,296,387	\$2,261,887	\$37,378,603
Y2M10	Apr-14	\$8,319,030	\$218,995,800	\$8,345,192	\$219,542,980	100%	\$6,085,038	\$117,194,048	\$20,518,974	\$112,826,457	\$53,742,836	\$6,748,423	\$44,127,026
Y2M11	May-14	\$8,294,891	\$227,290,691	\$8,296,366	\$227,839,347	100%	\$8,159,167	\$125,353,215	\$3,644,893	\$116,471,350	\$57,733,132	\$13,282,560	\$57,409,586
Y2M12	Jun-14	\$8,392,555	\$235,683,246	\$8,393,298	\$236,232,644	100%	\$7,916,909	\$133,270,124	\$49,626,854	\$166,098,205	\$83,451,390	\$793,556	\$58,203,142
Y3M1	Jul-14	\$8,571,801	\$244,255,047	\$8,572,688	\$244,805,333	100%	\$13,444,382	\$146,714,506	\$21,352,447	\$187,450,652	\$106,225,163	\$2,004,786	\$60,207,928
Y3M2	Aug-14	\$8,615,800	\$252,870,847	\$8,572,156	\$253,377,489	100%	\$10,170,268	\$156,884,774	\$2,546,441	\$189,997,093	\$125,028,289	\$3,189,176	\$63,397,104
Y3M3	Sep-14	\$8,438,759	\$261,309,605	\$8,439,714	\$261,817,203	100%	\$12,207,806	\$169,092,580	\$34,162,384	\$224,159,478	\$127,332,044	\$5,048,026	\$68,445,130
Y3M4	Oct-14	\$8,105,129	\$269,414,735	\$8,106,094	\$269,923,296	100%	\$13,228,718	\$182,321,298	\$284,884	\$224,444,361	\$129,996,794	\$4,030,647	\$72,475,777
Y3M5	Nov-14	\$10,501,336	\$279,916,071	\$10,502,128	\$280,425,425	100%	\$11,236,740	\$193,558,038	\$2,575,842	\$227,020,203	\$127,859,478	\$5,102,102	\$77,577,880
Y3M6	Dec-14	\$12,916,216	\$292,832,287	\$12,917,202	\$293,342,626	100%	\$13,317,171	\$206,875,209	\$4,884,003	\$231,904,206	\$136,731,088	\$6,518,269	\$84,096,149
Y3M7	Jan-15	\$10,396,552	\$303,228,839	\$10,997,317	\$304,339,944	100%	\$11,109,580	\$217,984,789	\$7,314,096	\$239,218,302	\$137,940,435	\$3,359,912	\$87,456,061
Y3M8	Feb-15	\$10,130,902	\$313,359,742	\$10,470,154	\$314,810,098	100%	\$8,202,842	\$226,187,631	\$5,415,908	\$244,634,210	\$145,681,348	\$9,723,646	\$97,179,706
Y3M9	Mar-15	\$9,262,191	\$322,621,932	\$9,415,390	\$324,225,488	100%	\$6,507,809	\$232,695,440	\$6,784,118	\$251,418,328	\$164,747,547	\$4,735,636	\$101,915,343
Y3M10	Apr-15	\$8,581,722	\$331,203,654	\$10,347,529	\$334,573,017	101%	\$6,779,122	\$239,474,562	\$897,038	\$252,315,366	\$169,225,244	\$9,880,293	\$111,795,636
Y3M11	May-15	\$8,607,346	\$339,811,000	\$9,663,330	\$344,236,347	101%	\$5,875,459	\$245,350,021	\$6,433,855	\$258,749,220	\$183,443,461	\$15,070,928	\$126,866,564
Y3M12	Jun-15	\$8,712,481	\$348,523,480	\$8,970,481	\$353,206,828	101%	\$5,561,431	\$250,911,452	\$6,709,327	\$265,458,547	\$185,289,827	\$84,116	\$126,950,680
Y4M1	Jul-15	\$8,591,876	\$357,115,356	\$8,685,541	\$361,892,369	101%	\$11,591,803	\$262,503,255	\$5,466,121	\$270,924,668	\$190,369,578	\$3,121,440	\$130,072,120
Y4M2	Aug-15	\$8,939,604	\$366,054,960	\$8,842,983	\$370,735,352	101%	\$3,902,359	\$266,405,614	\$18,761,574	\$289,686,241	\$191,360,798	\$9,592,805	\$139,664,925
Y4M3	Sep-15	\$8,795,489	\$374,850,449	\$10,110,480	\$380,845,831	102%	\$5,083,328	\$271,488,942	\$15,603,479	\$305,289,721	\$198,557,494	\$5,168,241	\$144,833,167
Y4M4	Oct-15	\$8,627,270	\$383,477,719	\$7,382,720	\$388,228,551	101%	\$5,518,289	\$277,007,231	\$1,177,721	\$306,467,442	\$207,804,941	\$8,842,490	\$153,675,656
Y4M5	Nov-15	\$8,488,672	\$391,966,390	\$8,545,605	\$396,774,156	101%	\$6,283,400	\$283,290,631	\$7,861,603	\$314,329,045	\$213,356,675	\$7,585,719	\$161,261,375
Y4M6	Dec-15	\$10,720,481	\$402,686,871	\$10,155,317	\$406,929,474	101%	\$7,761,877	\$291,052,508	\$5,714,662	\$320,043,707	\$216,531,765	\$6,855,323	\$168,116,698
Y4M7	Jan-16	\$8,297,557	\$410,984,428	\$10,155,317	\$414,788,745	101%	\$7,221,228	\$298,273,736	\$0	\$320,043,707	\$234,780,239	\$2,720,580	\$170,837,278
TOTALS		\$410,984,428			\$414,788,745		\$298,273,736		\$320,043,707		\$234,780,239		\$170,837,278

This page is intentionally left blank

2. **Glossary of Construction & CIP Terms**

This section is located on the E-SPLOST Monthly Status Report section of the DeKalb County School District website.

<http://www.dekalb.k12.ga.us/operations/monthly-status-report/>

Capital Improvement Program 2012 - 2017



AECOM



BRAILSFORD & DUNLAVEY
INSPIRE. EMPower. ADVANCE





AECOM



BRAILSFORD & DUNLAVEY
INSPIRE. EMPOWER. ADVANCE.

