

Accessing the MAP Assessment through DCSD Chromebook

Student Log-In Guide

Accessing the assessment

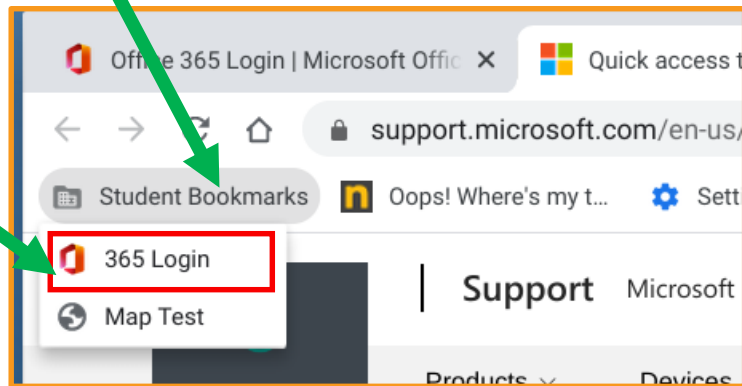
1. Log out of your Chromebook as yourself.

- Hold the 'lock'  button in the upper right hand corner
- The log-in screen will appear
- Click **Sign Out**

2. Log into your Chromebook with the username **dcsdf20map** and password **Maptest1**.

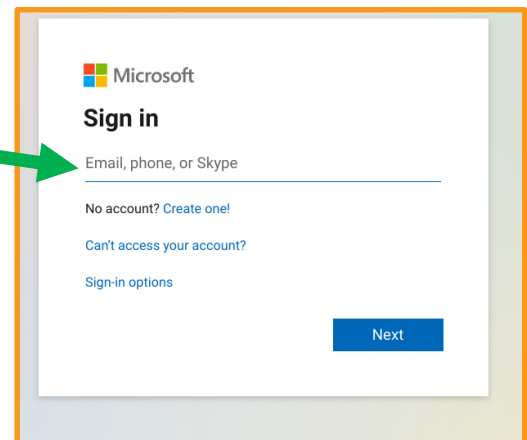
3. Once Google Chrome opens click **Student Bookmarks**.

4. Select **365 Login**

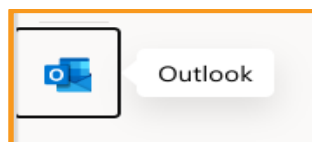


5. Login to this page using your

s#@dekalbschoolsga.org
(s1234567@dekalbschoolsga.org).



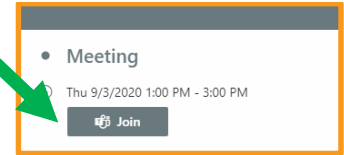
6. Once the login box appears, type your **S#** in the username box and your **password** in the password box.



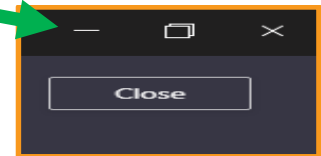
7. Open your **Outlook email**

Accessing the MAP Assessment through DCSD Chromebook

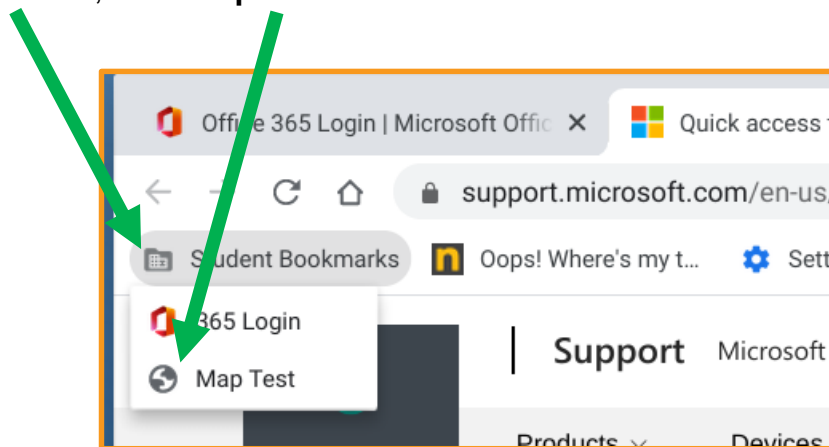
8. Open the TEAMS meeting invite in the email from your Proctor/Test Examiner. Click **Join**.



9. When your Proctor/Test examiner tells you, minimize the TEAMS meeting. Click ---.



10. Go to **Student Bookmarks**. Then, Click **Map Test**.



11. Once you get to the screen below, please wait for your Test Examiner/Proctor for next steps.

