


Student Quick Guide To Accessing MAP Using A Non-DCSD Device


Student Log-in Guide

Accessing the assessment


1. Log into your computer using your device username and password, if applicable.
2. Open your Chrome web browser and enter: <https://www.dekalbschoolsga.org>
3. When the page opens, go to the bottom of the page and **click** the **Clever** icon.



4. Login in with your **S# and Password**:

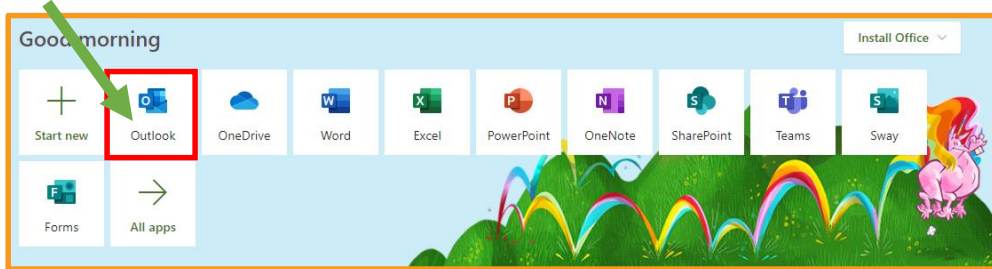


5. Locate and **click** on the “Office365 for DCSD Students”

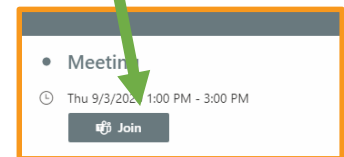


Student Quick Guide To Accessing MAP Using A Non-DCSD Device

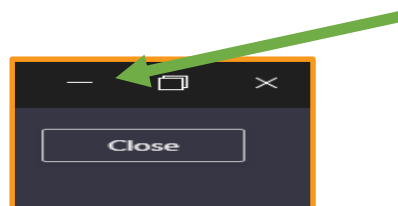
6. Open your Outlook email.



7. Open the TEAMS meeting invite in the email from your Proctor/Test Examiner. Click **Join**.



8. When you Proctor/Test Examiner tells you, minimize the TEAMS meeting. Click ---.



9. Open up another Chrome browser and type in: **test.mapnwea.org**. Once you get to the screen below, please wait on your Test Examiner/Proctor for next steps.

