

MAP Quick Start Student and Parent Resource Guide

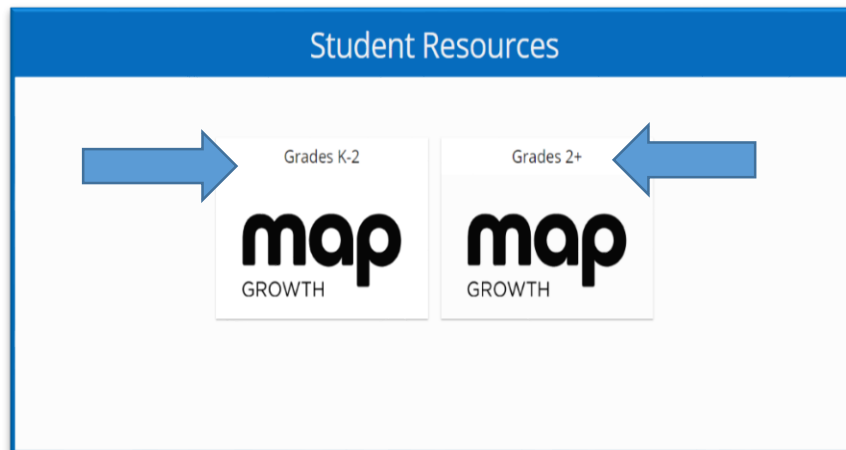
Purpose: The purpose of this guide is to assist parents and students with navigating the NWEA Student Resource webpage.

NWEA MAP Growth assessments are administered in the Fall, Winter and Spring semester of each school year. Students will be administered the MAP Growth test based on the grade levels identified in the chart below.

Student Groups	MAP Test Name
Kindergarten 1 st grade students 2 nd grade students	Growth: Reading K-2 Growth: Math K-2
3 rd -5 th grade students	Growth: Reading 2-5 Growth: Math 2-5 Growth: Language 2-12 Growth: Science 3-5
6 th -8 th grade students	Growth: Reading 6+ Growth: Math 6+ Growth: Language 2-12 Growth: Science 6+
9 th and 10 th grade students	Growth: Reading 6+ Growth: Math 6+ Growth: Language 2-12

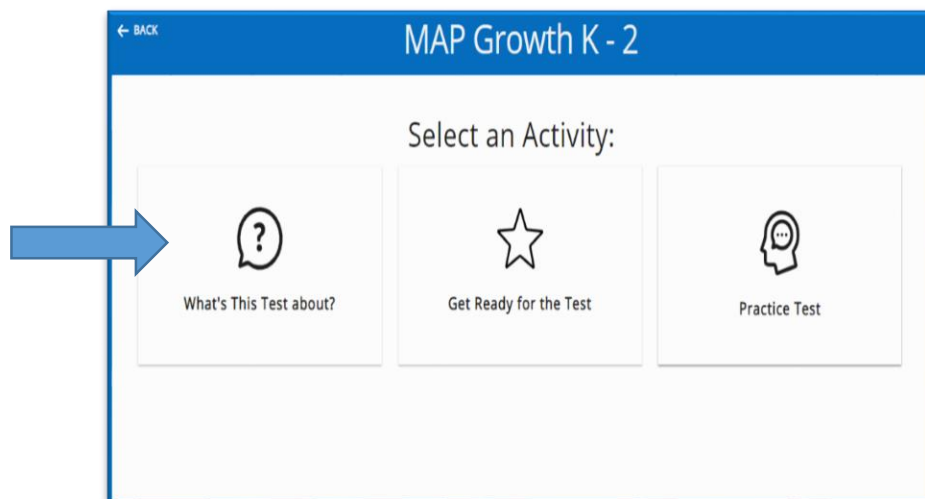
Step 1) Enter the website: <https://studentresources.nwea.org/>

Step 2) Click on the resources based on your child's MAP Growth test level.



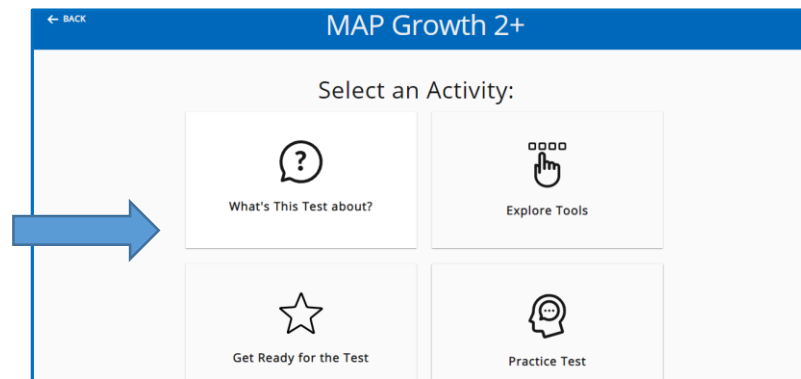
Students in grades K-2

Step 3a) Click on the icon you wish to explore. Repeat for all activities.



For students in grades 3+

Step 3b) Click on the icon you wish to explore. Repeat for all activities.

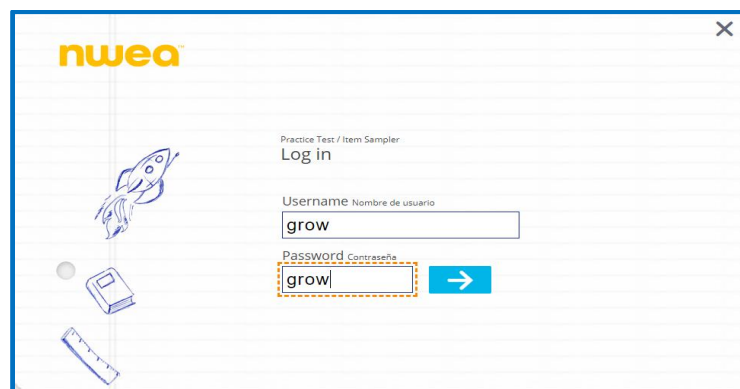


Practice Tests

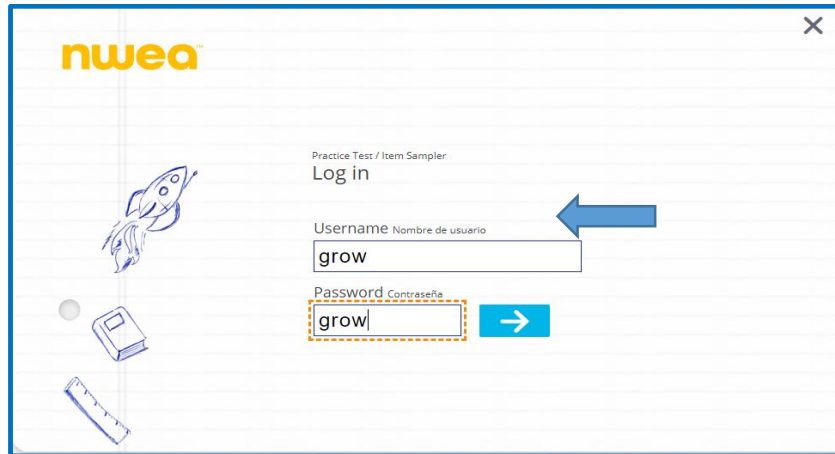
Practice Tests will provide the opportunity to practice on the assessments.

The username and password for all practice tests is **"grow"**. Students can select practice tests based on their test level.

Step 4) Click on practice test then open practice test.

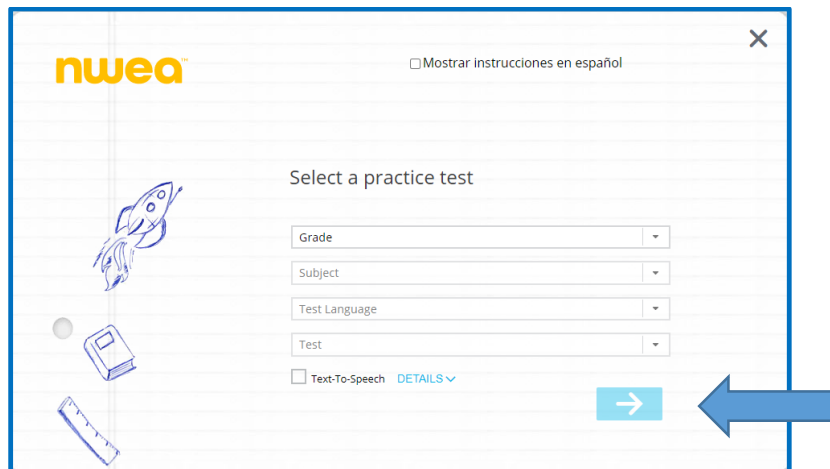


Step 5) Click on the Username box and enter “grow”. Then click on the blue arrow.



Step 6) Use the drop down arrows to select Grade, Subject, Test Language, and Test.

*****All MAP Growth tests in DeKalb County School District are given in English*****



Step 7) Click the blue arrow to begin the test.

Step 8) To take another test click take another test. If there are no additional tests to take, click done.

