
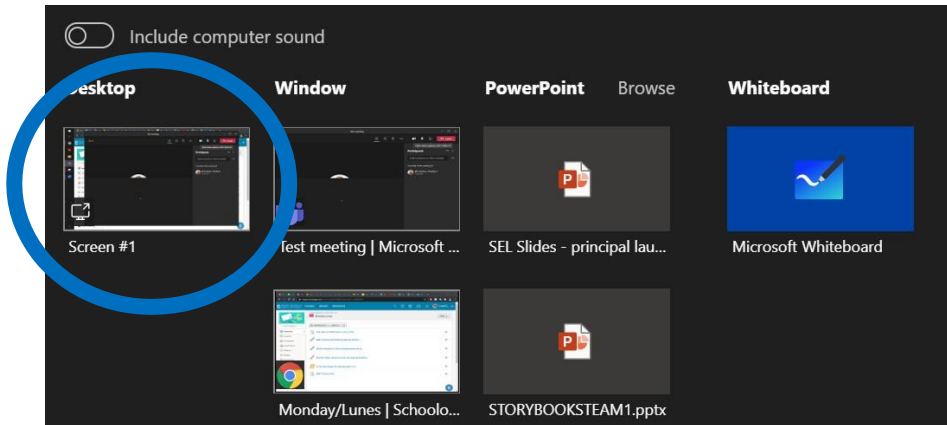



How to Give Your Teacher Screen Access!



1. Click share screen button



2. Click the box under “Desktop” or screen. The other options WILL NOT work!



3. When it pops up, click “Allow” in Microsoft Teams to grant permission for the teacher to click on your screen.