

## History and Highlights

- International Baccalaureate Diploma Program
- STEM Program
- A+ Certification Program offered through the Technology Education department
- Business Industry Certification
- Advanced Placement (18 different courses offered)
- International Media Festival Winner

## Priority Areas and Improvement Strategies

- Literacy/ELA
  - Integrating literacy and learning across English and Social Studies classes
  - Standards-Based instruction in every classroom, that engage students in learning and provide academic enrichment or intervention for all students
- Numeracy/Math
  - Standards Based instruction in every classroom, that engage students in learning and provide academic enrichment or intervention for all students
  - Standard Based Instruction in all math department PLC groups
- School Climate: Attendance and Graduation Rate
  - Increasing the daily student attendance rate and promote a positive school climate to ensure measurable academic success for all students.

## School Performance


### GADOE College and Career Ready Performance Index (CCRPI) Scores

INDICATORS	2022	2019	2018
CCRPI Single Score	N/A	68.0	65.0
<b>CONTENT MASTERY</b>	<b>51.0</b>	<b>54.6</b>	<b>53.5</b>
ELA	56.47	55.52	54.67
MATH	29.09	46.83	42.35
SCIENCE	52.99	48.39	50.28
SOCIAL STUDIES	65.27	67.62	66.76
<b>PROGRESS</b>	<b>72.42</b>	<b>77.6</b>	<b>77.4</b>
ELA	N/A	68.94	73.25
MATH	N/A	87.02	81.08
ENGLISH LEARNERS	72.42	74.37	79.11
<b>CLOSING GAPS</b>	<b>N/A</b>	<b>56.1</b>	<b>34.9</b>
<b>READINESS</b>	<b>68.8</b>	<b>71.3</b>	<b>66.4</b>

## Graduation Rates

### 4-Year and 5-year Cohort

Cohort Year	2022	2021	2020	2019	2018
<b>4-Year Cohort</b>	<b>80.00</b>	78.68	80.10	79.19	79.44
<b>5-Year Cohort</b>	<b>81.94</b>	82.99	83.10	82.82	86.62



Tucker High School

## Mission

To provide all students with an educational foundation to develop inquiring, knowledgeable, and caring your people who can help create a better and more peaceful world while simultaneously reaching their maximum potential.

## Vision

To be a school in which the individual potential of each student is maximized through rigorous academic offerings and varied extracurricular activities.

## School Leadership

Principal

Dr. Eric Parker

Assistant Principals

Dr. JoAlveta Allen

Dr. Brittany Aarestad

Ms. Keanna Butler

Ms. Kimberley Raphael

Tucker High School

5036 LaVista Road


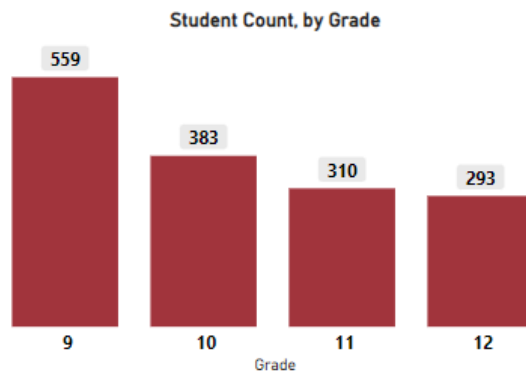
Tucker, GA 30084

(678) 874-3702

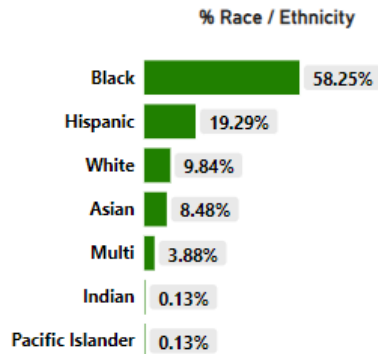
[www.tuckerhs.dekalb.k12.ga.us](http://www.tuckerhs.dekalb.k12.ga.us)

# 2022- 2023 School Demographics

Enrollment  
**1545**  
Total Number of Students



Student Count, by Gender



## Average SAT Trend Data

	Test Takers	Total Mean Score	Evidenced-Based Reading & Writing Mean	Mathematics Mean
Class of 2022	216	979	498	481
Class of 2021	137	1,059	538	521
Class of 2020	220	979	503	477
Class of 2019	290	996	506	490
Class of 2018	249	1,004	510	493

## Average ACT Score Trend Data

	Test Takers	English	Mathematics	Reading	Science	Composite
Class of 2022	69	18.0	18.0	19.9	19.7	19.0
Class of 2021	59	20.8	20.9	23.0	21.2	21.5
Class of 2020	109	18.0	18.7	19.8	18.8	19.0
Class of 2019	163	18.4	18.8	19.7	19.2	19.1
Class of 2018	153	18.0	18.6	19.6	19.1	19.0

Sources: Infinite Campus  
Georgia Department of Education, [www.gadoe.org](http://www.gadoe.org)  
ACT and SAT Cohort Reports



678.874.3702

5036 LaVista Road, Tucker, GA 30084

[tuckerhs.dekalb.k12.ga.us](http://tuckerhs.dekalb.k12.ga.us)