

History and Highlights

- Towers High School is located in Region 6, a DeKalb County metro community serving Decatur, Georgia.
- Towers High School was established in 1963 and serves 9th through 12th grade students.
- Towers High School was named in honor of Captain William Towers who fought in the war of 1812 and who moved his family to DeKalb in 1833.

Priority Areas and Improvement Strategies

- Literacy
 - Close Reading
 - DBQ
- Math and Science
 - Problem based learning – Mathematics / Science
- School Climate and Culture
 - Improve Student Attendance
 - Reduce weighted suspension rate
 - School to Home Connections
 - Positive Behavior Intervention System (PBIS)

School Performance

GADOE College and Career Ready Performance Index (CCRPI) Scores

INDICATORS	2022	2019	2018
CCRPI Single Score	N/A	65.8	58.8
CONTENT MASTERY	30.7	38.6	31.1
ELA	39.16	46.41	38.20
MATH	15.21	31.86	27.76
SCIENCE	30.58	29.83	29.80
SS	37.73	46.11	28.48
PROGRESS	N/A	85.0	73.7
ELA	N/A	81.50	79.27
MATH	N/A	90.53	69.93
ENGLISH PROFICIENCY	TFS*	75.82	65.92
CLOSING GAPS	N/A	95.8	86.4
READINESS	52.0	56.3	53.5

*Too Few Students

Graduation Rates

4-Year and 5-year Cohort

Cohort Year	2022	2021	2020	2019	2018
4-Year Cohort	68.65	74.05	59.55	71.43	70.15
5-Year Cohort	77.37	62.84	72.32	71.48	73.26



Towers High School

Mission

Our purpose is to prepare Towers High School students for post-secondary education and responsible adulthood through a highly challenging curriculum and research-based standards.

Vision

Towers High School will nurture valued teaching, learning, parent engagement, and improved student critical thinking for life- long excellence.

School Leadership

Principal

Mrs. Tiffany Sims

Assistant Principals

Dr. Joel Boyce

Ms. Erika Knight

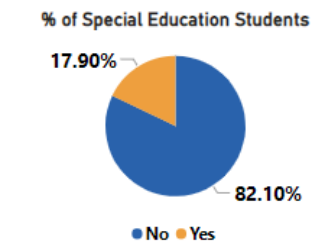
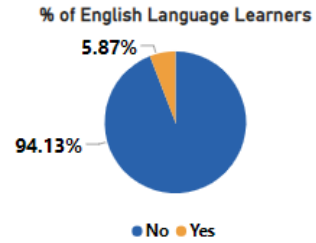
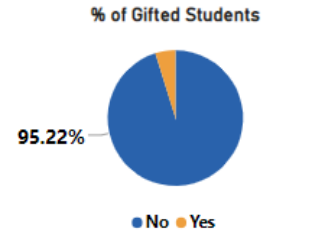
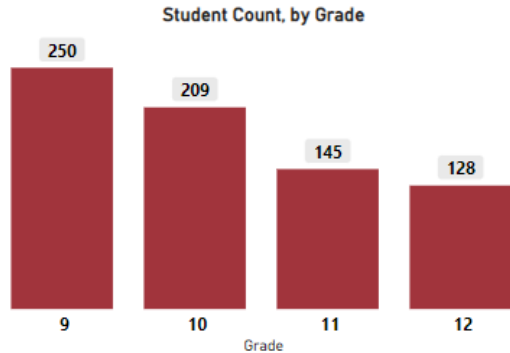
Ms. Kimberly Newman

Towers High School
 3919 Brookcrest Circle
 Decatur, GA 30032
 (678) 874 – 2203

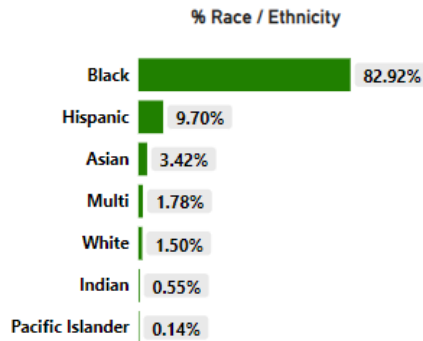
www.towershs.dekalb.k12.ga.us

2022 – 2023 School Demographics

Enrollment
732
Total Number of Students



Student Count, by Gender



Average SAT Trend Data

	Test Takers	Total Mean Score	Evidenced-Based Reading & Writing Mean	Mathematics Mean
Class of 2022	41	873	443	430
Class of 2021	19	918	478	440
Class of 2020	163	837	426	411
Class of 2019	147	830	428	401
Class of 2018	132	895	462	433

Average ACT Score Trend Data

	Test Takers	English	Mathematics	Reading	Science	Composite
Class of 2022	TOO FEW STUDENTS					
Class of 2021	TOO FEW STUDENTS					
Class of 2020	27	16.3	17.8	17.7	17.9	17.5
Class of 2019	33	15.1	15.4	16.2	15.6	15.6
Class of 2018	101	15.3	16.2	16.6	16.3	16.2

Sources: Infinite Campus
Georgia Department of Education, www.gadoe.org
ACT and SAT Cohort Reports

