

## History and Highlights

- Enrollment of over 1,200 students
- Houses a Freshman Academy,
- Magnet Program for High Achievers
- Advisement Program
- 19 Advanced Placement (AP) Courses, 8 Career (CTAE) Pathways, 3 Fine Arts Pathways, and 2 World Language Pathways

## Priority Areas and Improvement Strategies

- **Graduation**
  - Common data analysis protocol (Classroom Focused Improvement Plan)
- **Math**
  - Polya's problem solving process
  - Problem-based learning
  - Mathematics instructional framework
- **Science**
  - Three-Dimensional Learning, which includes Science and Engineering Practices, Crosscutting Concepts, and Disciplinary Core Ideas to facilitate implementation of science standards
  - Supplemental / Online resources for student enhancement / enrichment to support Priority Standards
- **Attendance**
  - Create and "A" Team to establish and support school attendance concerns
  - Establish positive recognition system

## School Performance

### GADOE College and Career Ready Performance Index (CCRPI) Scores

INDICATORS	2022	2019	2018
CCRPI Single Score	N/A	67.8	75.4
<b>CONTENT MASTERY</b>	<b>50.3</b>	<b>48.6</b>	<b>55.1</b>
ELA	58.39	63.79	67.93
MATH	31.04	39.97	41.39
SCIENCE	42.79	53.21	38.22
SOCIAL STUDIES	68.85	70.39	72.75
<b>PROGRESS</b>	<b>N/A</b>	<b>80.5</b>	<b>86.2</b>
ELA	N/A	85.47	91.52
MATH	N/A	75.48	80.88
ENGLISH LEARNERS	TFS*	TFS*	TFS*
<b>CLOSING GAPS</b>	<b>N/A</b>	<b>34.4</b>	<b>96.9</b>
<b>READINESS</b>	<b>70.8</b>	<b>69.1</b>	<b>72.6</b>

\*Too Few Students

## Graduation Rates

### 4-Year and 5-year Cohort

Cohort Year	2022	2021	2020	2019	2018
4-Year Cohort	86.44	81.59	86.14	84.23	86.47
5-Year Cohort	86.03	87.09	86.35	86.69	75.84



Southwest DeKalb  
High School

## Mission

To form a collaborative effort between the home and school that is conducive to learning, promotes respect for all people and empowers our students academically to reach their personal and professional goals in this technological age.

## Vision

"Exceeding the standard" for excellence through our commitment to study achievement, academic excellence, and community involvement.

## School Leadership

Principal

Dr. Thomas W. Glanton, Jr.

Assistant Principals

Dr. Gayle McNair

Mr. Douglas Ward

Mr. Marco Jackson

Ms. Traci Head

Southwest DeKalb High School

2863 Kelley Chapel Road

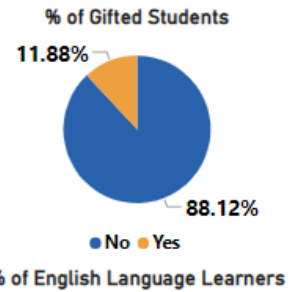
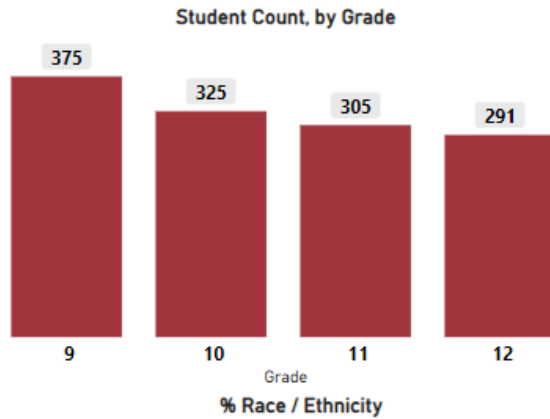
Decatur, GA 30034

(678) 874 – 1902

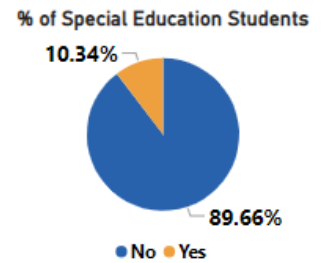
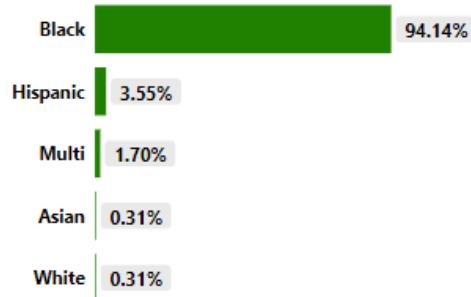
[www.swdekalbhs.dekalb.k12.ga.us](http://www.swdekalbhs.dekalb.k12.ga.us)

# 2022- 2023 School Demographics

Enrollment  
**1296**  
Total Number of Students



Student Count, by Gender



## Average SAT Trend Data

	Test Takers	Total Mean Score	Evidenced-Based Reading & Writing Mean	Mathematics Mean
Class of 2022	124	952	494	458
Class of 2021	58	977	509	469
Class of 2020	167	919	480	439
Class of 2019	202	952	494	457
Class of 2018	197	938	489	449

## Average ACT Score Trend Data

	Test Takers	English	Mathematics	Reading	Science	Composite
Class of 2022	61	17.2	17.4	18.9	17.0	16.3
Class of 2021	46	19.0	17.7	20.9	19.5	19.4
Class of 2020	102	16.0	16.6	18.1	17.0	17.0
Class of 2019	130	17.4	17.2	18.9	18.2	18.0
Class of 2018	142	16.4	16.9	18.0	17.6	17.4

Sources: Infinite Campus; Georgia Department of Education: [www.gadoe.org](http://www.gadoe.org), Act and SAT Cohort Reports



678.874.1902

2863 Kelley Chapel Road, Decatur, GA 30034

[swdekalbhs.dekalb.k12.ga.us](http://swdekalbhs.dekalb.k12.ga.us)