

History and Highlights

- Opened in 1996
- 2022 Georgia Department of Education AP Honor School
- Future Business Leaders of America (FBLA) Program decorated at state level competitions
- C.A.P.S. (Collegiate and Advance Placement Scholars) Program
- Outdoor Garden/Classroom – Partnership with G.R.A.P.E. (“Growing Readily Available Produce Everywhere”)



Stephenson
High School

Mission

To educate and prepare students to be productive members of their ever-changing world.

Vision

To create an internationally recognized school of excellence that epitomizes excellence in academics, athletics, and the arts.

School Leadership

Principal

Mr. Michael A. Jones

Assistant Principals

Ms. Keisha Coleman

Mr. Lorenzo Floyd

Dr. Kalisha Sackey

Dr. Bryant L. Thomas

Stephenson High School

701 Stephenson Road

Stone Mountain, GA 30087

(678) 676-4202

www.stephensonhs.dekalb.k12.ga.us

Priority Areas and Improvement Strategies

- Language Arts and Social Studies
 - Document-Based Questioning Mini Lessons
 - Visual Literacy
 - Strategic Safety Net Program
- Mathematics and Science
 - 3-Read Protocol
 - Strategic Safety Net Programs-Mathematics and Science
 - 5E Framework
- Mathematics and Science
 - Positive Behavioral Supports
- Instructional Integrity
 - Standards-Based Classroom Instructional Framework
 - Marzano’s High Yield Strategies

School Performance

GADOE College and Career Ready Performance Index (CCRPI) Scores

INDICATORS	2022	2019	2018
CCRPI Single Score	N/A	68.4	61.9
CONTENT MASTERY	41.7	51.1	46.9
ELA	46.84	60.23	54.36
MATH	28.32	45.94	43.47
SCIENCE	35.45	30.96	31.48
SOCIAL STUDIES	56.05	67.18	58.21
PROGRESS	N/A	78.2	73.0
ELA	N/A	75.99	70.13
MATH	N/A	80.44	75.91
ENGLISH LEARNERS	82.35	TFS*	TFS*
CLOSING GAPS	N/A	69.1	30.0
READINESS	54.6	70.6	67.5

*Too Few Students

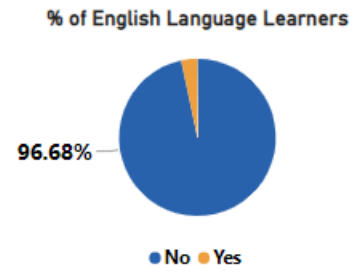
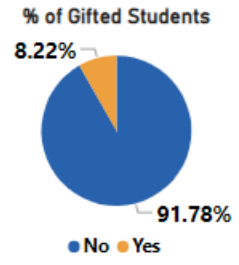
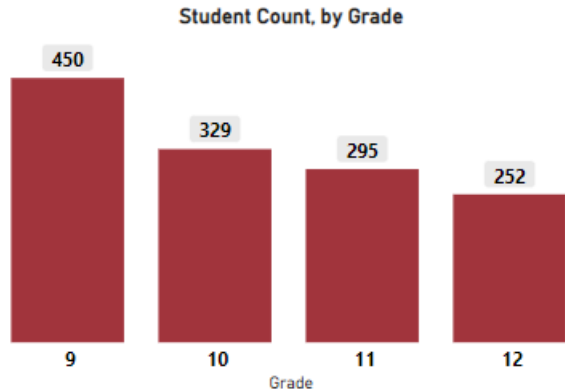
Graduation Rates

4-Year and 5-year Cohort

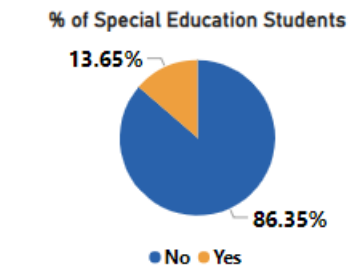
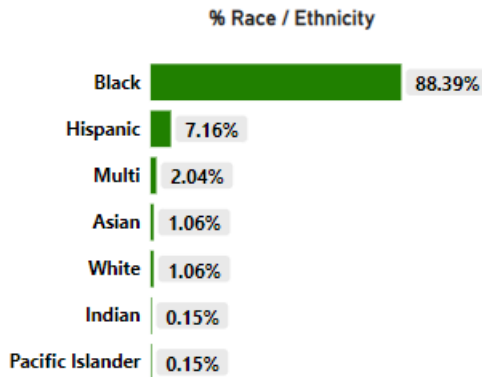
Cohort Year	2022	2021	2020	2019	2018
4-Year Cohort	74.43	79.56	83.24	77.72	86.89
5-Year Cohort	84.76	84.82	81.79	87.60	84.76

2022- 2023 School Demographics

Enrollment
1326
Total Number of Students



Student Count, by Gender



Average SAT Trend Data

	Test Takers	Total Mean Score	Evidenced-Based Reading & Writing Mean	Mathematics Mean
Class of 2022	130	899	461	438
Class of 2021	85	983	502	481
Class of 2020	178	957	493	464
Class of 2019	204	933	476	456
Class of 2018	259	956	490	467

Average ACT Score Trend Data

	Test Takers	English	Mathematics	Reading	Science	Composite
Class of 2022	59	15.2	16.2	17.4	17.0	16.6
Class of 2021	32	17.6	17.4	17.8	17.5	481
Class of 2020	102	17.3	17.3	19.0	18.4	464
Class of 2019	121	16.6	17.1	18.0	17.4	456
Class of 2018	125	17.2	17.5	18.3	18.0	467

Sources: Infinite Campus
Georgia Department of Education, www.gadoe.org
ACT and SAT Cohort Reports



678.676.4202

701 Stephenson Road, Stone Mountain, GA 30087

stephensonhs.dekalb.k12.ga.us