

Redan  
High School

## Mission

To provide an academic community that fosters a scholar's social, ethical, and academic growth in a safe, encouraging environment that strives to connect the classroom to real life experience.

## Vision

To develop, establish, and maintain a challenging and rigorous academic program to produce well-rounded scholars who will be successful in all areas of their lives.

## School Leadership

Principal  
Mrs. Vitella Dodson

Assistant Principals  
Mr. Carlous Daniel  
Dr. Tonja Simpson  
Dr. Stacey Wells

Redan High School  
5247 Redan Road  
Stone Mountain, GA 30088  
(678) 676-3602  
[www.redanhs.dekalb.k12.ga.us](http://www.redanhs.dekalb.k12.ga.us)

## History and Highlights

- Future Business Leaders of America (FBLA) recognized as Gold Chapter three years in a row
- Lady Raider Basketball recipients of the Hibbett Sports and Nike \$10,000 Support Her Sole campaign
- Raider Baseball Seniors - college/university scholarship opportunities
- 2021 Highest Graduation Rate in the district for Students with Disabilities

## Priority Areas and Improvement Strategies

- Science
  - Utilize the 5E Framework
  - High-quality standards-based instruction and assessment.
  - Tier 2 Interventions
- Math
  - Polya's Problem Solving Process
  - High-quality standards-based instruction and assessment.
  - Tier 2 Interventions
- Literacy
  - Writer's Workshop and Direct and Explicit Comprehension Strategy Instruction
  - High-quality standards-based instruction and assessment.
  - Tier 2 Interventions
- School Climate
  - Three-Tiered System of Intervention (Attendance)
  - Three-Tiered System of Intervention (Behavior)

## School Performance

### GADOE College and Career Ready Performance Index (CCRPI) Scores

INDICATORS	2022	2019	2018
CCRPI Single Score	N/A	63.8	61.7
<b>CONTENT MASTERY</b>	<b>37.1</b>	<b>44.7</b>	<b>37.4</b>
ELA	32.77	51.36	41.04
MATH	23.19	37.23	27.96
SCIENCE	44.97	33.55	28.72
SOCIAL STUDIES	47.34	56.58	51.79
<b>PROGRESS</b>	<b>N/A</b>	<b>74.4</b>	<b>81.0</b>
ELA	N/A	71.52	68.25
MATH	N/A	80.18	95.41
ENGLISH LEARNERS	TFS*	61.77	73.33
<b>CLOSING GAPS</b>	<b>N/A</b>	<b>83.3</b>	<b>55.60</b>
<b>READINESS</b>	<b>41.4</b>	<b>54.5</b>	<b>54.9</b>

\*Too Few Students

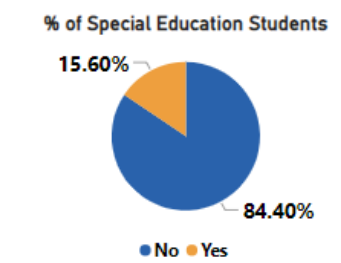
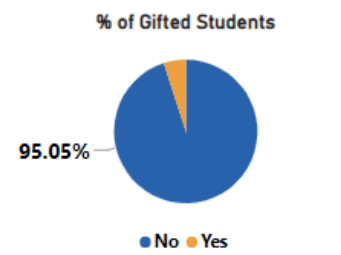
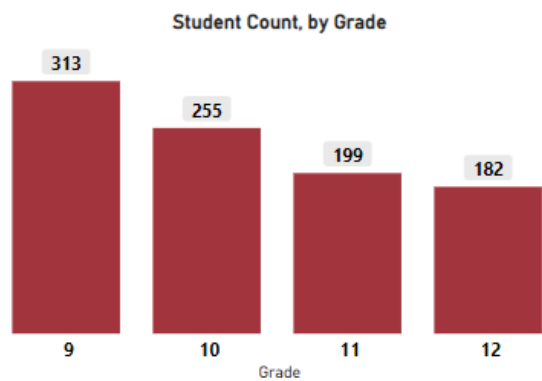
## Graduation Rates

### 4-Year and 5-year Cohort

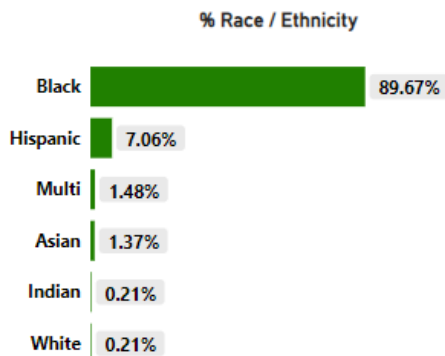
Cohort Year	2022	2021	2020	2019	2018
<b>4-Year Cohort</b>	<b>81.5</b>	77.83	82.88	73.49	82.11
<b>5-Year Cohort</b>	<b>84.77</b>	87.56	81.17	84.55	84.77

# 2022- 2023 School Demographics

Enrollment  
**949**  
Total Number of Students



Student Count, by Gender



## Average SAT Trend Data

	Test Takers	Total Mean Score	Evidenced-Based Reading & Writing Mean	Mathematics Mean
Class of 2022	74	890	461	429
Class of 2021	24	897	463	434
Class of 2020	101	909	472	438
Class of 2019	108	910	468	442
Class of 2018	125	927	482	446

## Average ACT Score Trend Data

	Test Takers	English	Mathematics	Reading	Science	Composite
Class of 2022	29	15.0	15.7	17.2	17.0	16.3
Class of 2021	TOO FEW STUDENTS					
Class of 2020	62	14.9	15.8	16.7	17.0	17.4
Class of 2019	76	15.9	16.3	17.7	16.5	16.8
Class of 2018	85	16.6	16.8	18.4	17.4	17.4

Sources: Infinite Campus  
Georgia Department of Education, [www.gadoe.org](http://www.gadoe.org)  
ACT and SAT Cohort Reports