

## History and Highlights

- Largest constructed high school in the history of the DeKalb County School System
- Serves approximately 1,200 students in grades 9-12
- Inaugural school for My Brother's Keeper and My Sister's Keeper Mentoring Programs
- Industry Certified Career Technology Pathways (Business & Computer Science; Culinary Arts; Family & Consumer Science; Marketing)
- 7-time Varsity Men's Basketball State Champion

## Priority Areas and Improvement Strategies

- **Math-Coordinate Algebra**
  - Polya's Problem Solving Process
- **English/Language Arts – Literature**
  - Disciplinary Literacy
- **School Climate**
  - Local attendance accountability system for students
  - Student Success Initiative-Operation Graduation
  - Positive Behavioral Interventions and Supports (PBIS)

## School Performance

### GADOE College and Career Ready Performance Index (CCRPI) Scores


INDICATORS	2022	2019	2018
CCRPI Single Score	N/A	67.8	66.2
<b>CONTENT MASTERY</b>	<b>43.2</b>	<b>48.6</b>	<b>46.1</b>
ELA	48.44	56.21	45.15
MATH	29.74	36.74	37.13
SCIENCE	40.83	39.85	36.93
SOCIAL STUDIES	53.61	61.72	65.23
<b>PROGRESS</b>	<b>N/A</b>	<b>81.8</b>	<b>88.3</b>
ELA	N/A	84.76	79.51
MATH	N/A	85.17	97.15
ENGLISH LEARNERS	*TFS	52.94	*TFS
<b>CLOSING GAPS</b>	<b>N/A</b>	<b>77.5</b>	<b>52.8</b>
<b>READINESS</b>	<b>50.8</b>	<b>59.0</b>	<b>56.3</b>

*\*Too Few Students*

## Graduation Rates

### 4-Year and 5-year Cohort

Cohort Year	2022	2021	2020	2019	2018
<b>4-Year Cohort</b>	<b>83.12</b>	76.51	74.09	79.35	79.88
<b>5-Year Cohort</b>	<b>81.21</b>	79.09	79.71	8176	82.31



Miller Grove  
High School

## Mission

To provide a safe, respectful, and academically rigorous learning environment wherein all stakeholders work together to prepare students to compete globally and to become successful, contributing members of society.

## Vision

To set high expectations for effective teaching and learning.

## School Leadership

Principal

Dr. Latashia Searcy

Assistant Principals

Mrs. Arnise Owens

Mr. James Holloway

Mr. Tyron Roberts

Miller Grove High School

2645 DeKalb Medical Parkway

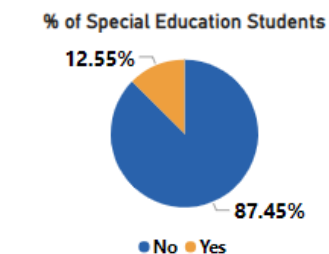
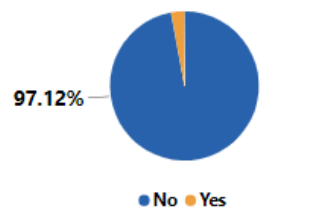
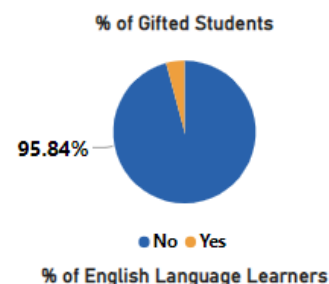
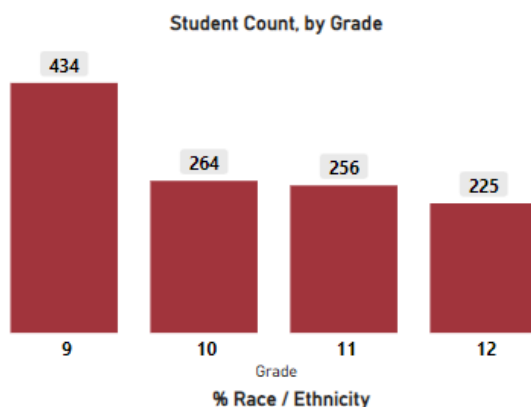
Lithonia, GA 30058

(678) 875 – 1102

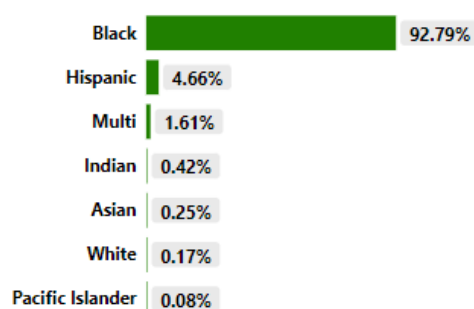
[www.millergovehs.dekalb.k12.ga.us](http://www.millergovehs.dekalb.k12.ga.us)

# 2022- 2023 School Demographics

Enrollment  
**1179**  
Total Number of Students



Student Count, by Gender



## Average SAT Trend DATA

	Test Takers	Total Mean Score	Evidenced-Based Reading & Writing Mean	Mathematics Mean
2022	87	910	473	436
2021	20	960	495	466
2020	107	916	477	439
2019	163	918	469	449
2018	200	922	474	448

## Average ACT Score Trend Data

	Test Takers	English	Mathematics	Reading	Science	Composite
Class of 2022	44	15.3	15.8	16.9	16.7	16.3
Class of 2021	TOO FEW STUDENTS					
Class of 2020	51	15.7	16.5	17.4	17.1	16.8
Class of 2019	95	15.0	16.3	16.5	16.5	16.2
Class of 2018	106	15.7	17.0	16.8	16.8	16.8

Sources: Infinite Campus  
Georgia Department of Education, [www.gadoe.org](http://www.gadoe.org)  
ACT and SAT Reports



678.875.1102

2645 DeKalb Medical Parkway, Lithonia, GA 30058

[millergrovehs.dekalb.k12.ga.us](http://millergrovehs.dekalb.k12.ga.us)