

History and Highlights

- Built in 1964 and originally named Walker High School after a Confederate Civil War Major William H.T. Walker but renamed in 1987
- August 2019, 3D launched - an innovative high school career academy

Priority Areas and Improvement Strategies

- Literacy in All Content Areas
 - Disciplinary Literacy Framework
 - Rigor/Relevance Framework
- Numeracy in All Content Areas
 - Problem-based Learning
 - Rigor/Relevance Framework
- Graduation Rate
 - Effective Instruction and Targeted Interventions
 - Student supports Positive Behavior Intervention System (PBIS)

School Performance

GADOE College and Career Ready Performance Index (CCRPI) Scores

INDICATORS	2022	2019	2018
CCRPI Single Score	N/A	60.9	62.2
CONTENT MASTERY	26.4	38.5	35.7
ELA	35.98	44.74	41.42
MATH	8.11	24.37	25.14
SCIENCE	23.34	31.46	35.20
SOCIAL STUDIES	38.03	53.23	41.06
PROGRESS	N/A	76.2	84.6
ELA	N/A	82.70	84.99
MATH	N/A	69.73	84.21
ENGLISH LEARNERS	TFS*	TFS*	TFS*
CLOSING GAPS	N/A	71.9	75.0
READINESS	51.8	57.4	56.7

*Too Few Students

Graduation Rates

4-Year and 5-year Cohort

Cohort Year	2022	2021	2020	2019	2018
4-Year Cohort	56.29	81.52	83.87	70.81	68.67
5-Year Cohort	59.24	67.31	72.05	71.60	64.68



Dr. Ronald E. McNair
High School

Mission

To educate, equip, and empower students to compete in a 21st century global society.

Vision

To create an environment in which all students strive to reach their greatest potential.

School Leadership

Principal

Dr. Loukisha Walker

Assistant Principals

Dr. Barbara Long

Mr. Kevin Ware

Ms. Cindy A. Mosley

Dr. Marcia Wingfield

Ronald E. McNair High School

1804 Bouldercrest Road SE

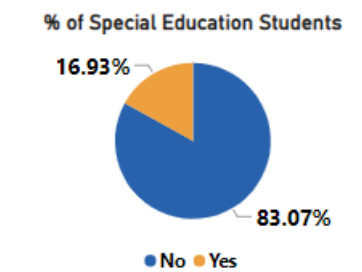
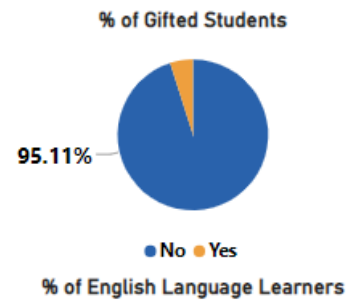
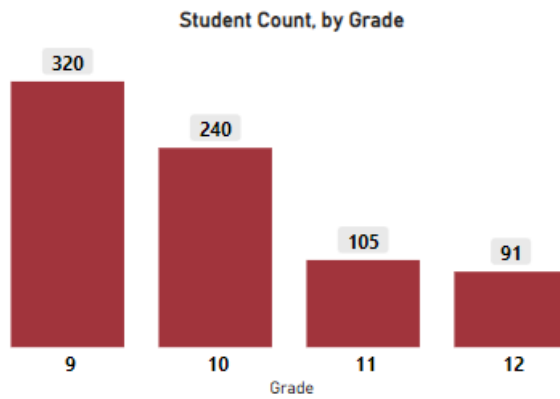
Atlanta GA 30316

(678) 874 – 4902

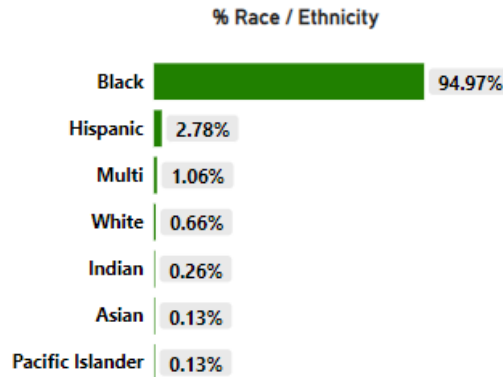
www.mcnairhs.dekalb.k12.ga.us

2022- 2023 School Demographics

Enrollment
756
Total Number of Students



Student Count, by Gender



Average SAT Trend Data

	Test Takers	Total Mean Score	Evidenced-Based Reading & Writing Mean	Mathematics Mean
Class of 2022	18	894	467	428
Class of 2021	17	907	476	431
Class of 2020	63	871	454	417
Class of 2019	71	873	447	426
Class of 2018	59	910	467	443

Average ACT Score Trend Data

	Test Takers	English	Mathematics	Reading	Science	Composite
Class of 2022	TOO FEW STUDENTS					
Class of 2021	TOO FEW STUDENTS					
Class of 2020	21	15.0	15.6	16.7	16.0	15.9
Class of 2019	38	14.2	15.8	16.3	16.7	15.8
Class of 2018	39	16.4	16.7	17.9	17.0	17.1

Sources: Infinite Campus
Georgia Department of Education, www.gadoe.org
ACT and SAT Cohort Reports



678.874.4902

1804 Bouldercrest Road SE, Atlanta, GA 30316

mcnairhs.dekalb.k12.ga.us