

## History and Highlights

2021 Georgia Advanced Placement (AP) Honor Rolls in the following categories:

- AP Schools of Distinction
- AP Humanities School
- AP Humanities Achievement School
- AP STEM School
- AP STEM Achievement Schools

## Priority Areas and Improvement Strategies

- Literacy Across the Curriculum
  - Implement disciplinary literacy
- School Climate
  - Restorative justice practices
- Graduation Rate
  - Graduation Rate

## School Performance

GADOE College and Career Ready Performance Index (CCRPI) Scores

INDICATORS	2022	2019	2018
CCRPI Single Score	N/A	78.1	74.9
<b>CONTENT MASTERY</b>	<b>68.5</b>	<b>70.4</b>	<b>68.0</b>
ELA	70.46	79.72	78.63
MATH	44.68	65.42	61.54
SCIENCE	71.85	55.25	56.21
SOCIAL STUDIES	87.01	81.19	75.46
<b>PROGRESS</b>	<b>N/A</b>	<b>76.3</b>	<b>83.6</b>
ELA	N/A	72.77	92.96
MATH	N/A	83.10	75.03
ENGLISH LEARNERS	75.33	61.77	79.78
<b>CLOSING GAPS</b>	<b>N/A</b>	<b>94.4</b>	<b>48.5</b>
<b>READINESS</b>	<b>82.0</b>	<b>80.1</b>	<b>79.8</b>

## Graduation Rates

4-Year and 5-year Cohort

Cohort Year	2022	2021	2020	2019	2018
4-Year Cohort	82.14	78.71	84.87	84.51	81.56
5-Year Cohort	82.56	87.36	86.06	82.73	87.92



Lakeside  
High School

## Mission

To reach, support, and advocate for Every student to graduate, well-positioned to craft a life of meaning.

## Vision

A diverse and dynamically engaged community of life-long learners collectively committed to equity and excellence in education.

## School Leadership

Principal

Dr. Susan Stoddard

Assistant Principals

Ms. Shavonne Charles

Ms. January Stephanopoulos

Mrs. Eleanor Lovelace

Mr. Michael Loyd

Mrs. La'Monica Tellis

Dr. Candace Williams

Lakeside High School

3801 Briarcliff Road NE

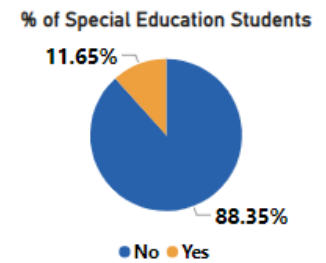
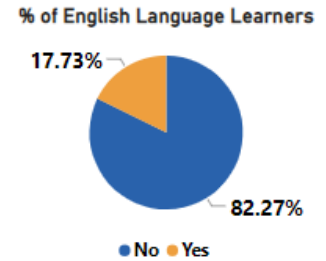
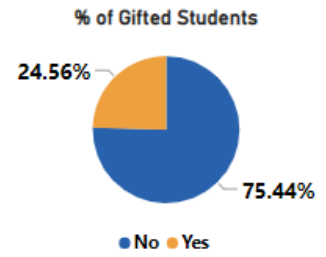
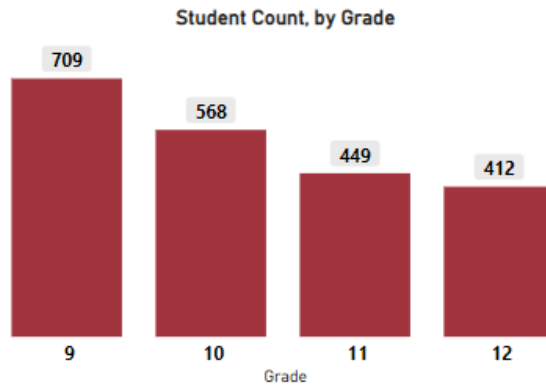
Atlanta, GA 30345

(678) 874-6702

[www.lakesidehs.dekalb.k12.ga.us](http://www.lakesidehs.dekalb.k12.ga.us)

# 2022- 2023 School Demographics

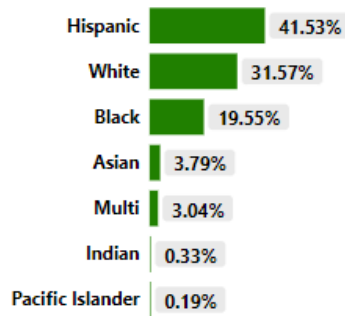
Enrollment  
**2138**  
Total Number of Students



**Student Count, by Gender**



**% Race / Ethnicity**



## Average SAT Trend Data

	Test Takers	Total Mean Score	Evidenced-Based Reading & Writing Mean	Mathematics Mean
Class of 2022	275	1,108	564	544
Class of 2021	185	1,189	598	591
Class of 2020	305	1,108	564	544
Class of 2019	311	1,117	569	548
Class of 2018	322	1,106	562	543

## Average ACT Score Trend Data

	Test Takers	English	Mathematics	Reading	Science	Composite
Class of 2022	122	23.7	22.2	25.2	23.0	23.7
Class of 2021	117	25.5	24.3	26.2	25.1	25.4
Class of 2020	193	24.7	23.6	25.4	24.1	24.5
Class of 2019	232	24.3	22.7	24.7	23.2	23.8
Class of 2018	216	23.4	22.0	23.9	22.1	23.0

Sources: Infinite Campus  
Georgia Department of Education, [www.gadoe.org](http://www.gadoe.org)  
ACT and SAT Cohort Reports



678.874.6702

3801 Briarcliff Road, Atlanta, GA 30345

[lakesidehs.dekalb.k12.ga.us](http://lakesidehs.dekalb.k12.ga.us)