

History and Highlights

- 2019 recognized as an AP Honor School - Georgia Department of Education (GaDOE)
 Special recognition in the following areas:
 - AP Humanities
 - AP Merit
 - AP STEM
 - AP STEM Achievement
- 2017 *Beating the Odds* Recognition- Governor's Office of Student Achievement, GaDOE

Priority Areas and Improvement Strategies

- Coordinate Algebra and Analytic Geometry
 - High-quality standards-based instruction and assessment.
- English Language Learners (ELL) in 9th Grade Literature
 - Targeted instruction based upon the students' English proficiency level by using various differentiated instructional strategies.
- Embrace and celebrate the diversity of DHS
 - Foster a culturally responsive school community

School Performance

GADOE College and Career Ready Performance Index (CCRPI) Scores

INDICATORS	2022	2019	2018
CCRPI Single Score	N/A	82.7	81.5
CONTENT MASTERY	72.3	83.1	81.9
ELA	73.00	85.02	80.40
MATH	58.71	65.99	71.78
SCIENCE	78.42	85.11	81.57
SOCIAL STUDIES	79.26	96.27	93.93
PROGRESS	N/A	84.8	85.2
ELA	N/A	86.77	81.18
MATH	N/A	83.24	90.96
ENGLISH LEARNERS	63.49	82.68	77.62
CLOSING GAPS	N/A	61.1	55.7
READINESS	86.2	85.5	84.6

Graduation Rates

4-Year and 5-year Cohort

Cohort Year	2022	2021	2020	2019	2018
4-Year Cohort	88.61	88.99	89.49	88.99	86.38
5-Year Cohort	90.93	91.68	91.74	89.13	89.45



DUNWOODY
HIGH SCHOOL

Dunwoody
High School

Mission

To ensure the success of all students, to enable them to become lifelong learners, and to be productive members of an increasingly diverse society.

Vision

All student, parents, teachers, staff members, and administrators have **Personal Responsibility In Developing Excellence.**

School Leadership

Principal

Mr. Tom Bass

Assistant Principals

Mr. Stacey Blake

Ms. Larryssa Harris

Mr. Andrew Jameson

Mrs. Amiraht Lester

Mr. Joel Posey

Dunwoody High School

5035 Vermack Road

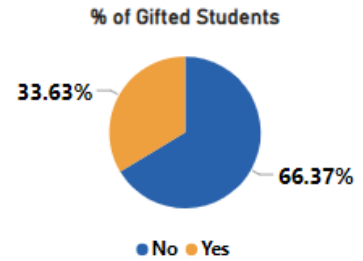
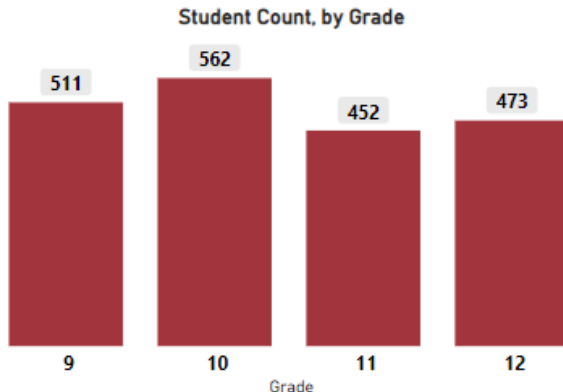
Dunwoody GA 30338

(678) 874-8502

www.dunwoodyhs.dekalb.k12.ga.us

2022- 2023 School Demographics

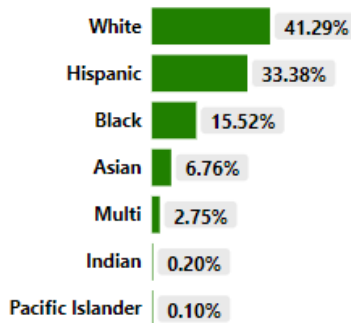
Enrollment
1998
Total Number of Students



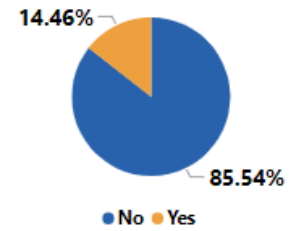
Student Count, by Gender



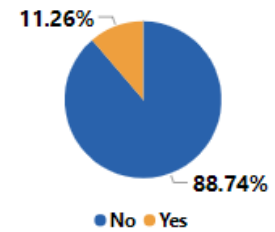
% Race / Ethnicity



% of English Language Learners



% of Special Education Students



Average SAT Trend Data

	Test Takers	Total Mean Score	Evidenced-Based Reading & Writing Mean	Mathematics Mean
Class of 2022	264	1,108	566	510
Class of 2021	182	1,182	606	576
Class of 2020	281	1,128	580	548
Class of 2019	266	1,139	587	552
Class of 2018	278	1,131	582	550

Average ACT Score Trend Data

	Test Takers	English	Mathematics	Reading	Science	Composite
Class of 2022	205	25.3	23.3	25.3	24.4	24.7
Class of 2021	186	26.8	24.5	26.5	25.1	25.9
Class of 2020	254	25.9	23.6	25.9	24.4	25.1
Class of 2019	239	25.2	22.9	25.8	24.1	24.6
Class of 2018	252	24.9	22.5	25.8	23.6	24.3

Sources: Infinite Campus
Georgia Department of Education, www.gadoe.org
ACT and SAT Cohort Reports



678.874.8502

5035 Vermack Road, Dunwoody, GA 30338

dunwoodyhs.dekalb.k12.ga.us