

History and Highlights

- An International Baccalaureate school
- 2022 Georgia Helen Ruffin Reading Bowl State Champion
- 2008 High Schools That Work Gold Achievement Award
- 2008 Georgia School of Excellence in Student Achievement
- 2006 Governor's Cup for the best SAT score improvement in the state of Georgia
- 2007 Platinum Award from the Governor's Office of Student Achievement
- Newsweek's 1300 Top U.S. High Schools for four consecutive years

Priority Areas and Improvement Strategies

- Interdisciplinary Literacy
 - Curriculum, Instruction, Assessments and Planning
 - SIOP/AVID Instructional Strategies
- Graduation
 - Interdisciplinary Literacy and Mastery
 - Attendance Monitoring

School Performance

GADOE College and Career Ready Performance Index (CCRPI) Scores

INDICATORS	2022	2019	2018
CCRPI Single Score	N/A	74.7	72.0
CONTENT MASTERY	64.9	64.7	61.8
ELA	65.19	74.25	66.13
MATH	50.57	58.63	60.19
SCIENCE	72.46	53.99	53.23
SOCIAL STUDIES	71.39	71.83	67.71
PROGRESS	N/A	81.7	82.2
ELA	N/A	80.85	78.49
MATH	N/A	82.89	86.25
ENGLISH LEARNERS	56.96	79.74	80.97
CLOSING GAPS	N/A	69.4	55.6
READINESS	79.2	75.2	76.4

Graduation Rates

4-Year and 5-Year Cohort

Cohort Year	2022	2021	2020	2019	2018
4-Year Cohort	86.10	86.87	85.76	83.24	77.33
5-Year Cohort	88.55	88.75	86.74	83.71	81.44



DRUID HILLS
HIGH SCHOOL

Druid Hills
High School

Mission

To provide a variety of educational opportunities in a safe, supportive learning environment where all students can acquire the knowledge, skills, and values to become self-assured, responsible citizens in an ever-changing global society.

Vision

To encourage diverse learners to become responsible engaged citizens.

School Leadership

Principal

Mr. Mark Joyner

Assistant Principals

Mr. Larrando Alexander

Ms. Arnitra Darden

Mr. Raft Ingram

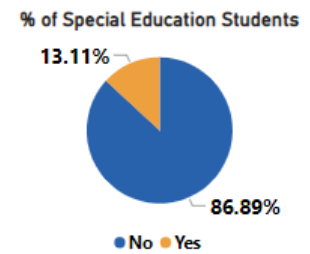
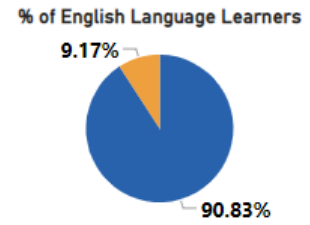
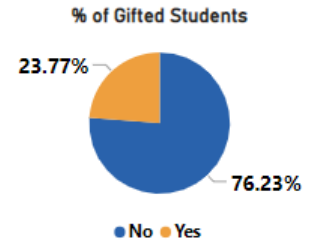
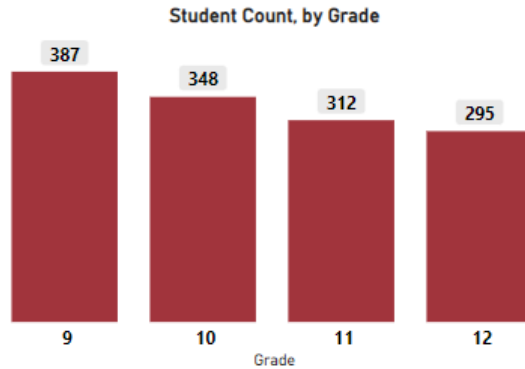
Ms. Chana Jackson

Druid Hills High School
1798 Haygood Drive NE
Atlanta, GA 30307
(678) 874-6302

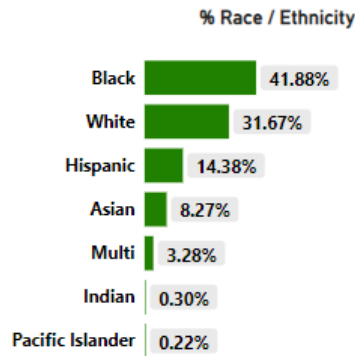
www.druidhillshs.dekalb.k12.ga.us

2022- 2023 School Demographics

Enrollment
1342
Total Number of Students



Student Count, by Gender



Average SAT Trend Data

	Test Takers	Total Mean Score	Evidenced-Based Reading & Writing Mean	Mathematics Mean
Class of 2022	156	1,066	556	510
Class of 2021	97	1,123	574	550
Class of 2020	184	1,040	538	502
Class of 2019	214	1,071	547	524
Class of 2018	182	1,049	540	509

Average ACT Score Trend Data

	Test Takers	English	Mathematics	Reading	Science	Composite
Class of 2022	79	22.0	20.2	23.6	21.6	22.0
Class of 2021	59	23.5	21.6	24.3	23.3	23.4
Class of 2020	101	21.9	21.0	23.4	22.2	22.3
Class of 2019	130	21.2	20.1	22.5	21.4	21.4
Class of 2018	105	19.5	19.0	21.1	20.3	20.0

Sources: Infinite Campus
Georgia Department of Education, www.gadoe.org
ACT and SAT Cohort Reports