



Columbia High School

Mission

The mission of Columbia High School is to provide students with instruction that promotes higher-level thinking skills, accountable, responsible behavior, and self-disciplined social skills so that they are capable of meeting the challenges of a rapidly changing and increasingly complex society.

Vision

The vision of Columbia High School is to be a school of excellence in preparing all students to live and compete productively in a globally competitive world.

School Leadership

Principal

Dr. Derrica Boochee-Davis

Assistant Principals

Dr. Pammy Darden

Mr. Marcus Searcy

Mr. Rickey Wright

Columbia High School

2106 Columbia Drive

Decatur, GA 30032

(678) 874 – 0802

www.columbiahs.dekalb.k12.ga.us

History and Highlights

- Columbia High School is located in Region 6, a DeKalb County metro community serving Decatur, Georgia.
- Columbia High School serves 9th through 12th grade students.
- In 1991, the Mathematics, Science and Technology Magnet Programs were established at Columbia

Priority Areas and Improvement Strategies

- **Math and Science**
 - Explicit Vocabulary Instruction
 - R.A.C.E (restate, answer, cite, explain) strategy
 - Interactive Notebooks
- **English/Language Arts and Social Studies**
 - Close Reading Strategies
 - Writers Workshop
 - Explicit Vocabulary Instruction
- **School Climate**
 - Restorative practices
 - 9th Grade Academy

School Performance

GADOE College and Career Ready Performance Index (CCRPI) Scores

INDICATORS	2022	2019	2018
CCRPI Single Score	N/A	57.0	63.3
CONTENT MASTERY	34.6	41.5	44.3
ELA	41.4	49.09	43.87
MATH	16.89	24.40	30.14
SCIENCE	32.87	45.99	53.90
SOCIAL STUDIES	47.50	46.51	49.33
PROGRESS	N/A	74.2	81.1
ELA	N/A	82.46	83.03
MATH	N/A	65.89	79.22
ENGLISH LEARNERS	*TFS	*TFS	*TFS
CLOSING GAPS	N/A	30.0	56.7
READINESS	57.6	57.4	59.7

**Too Few Students*

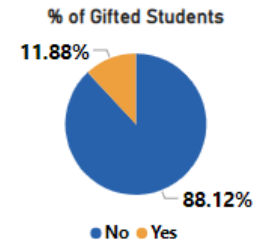
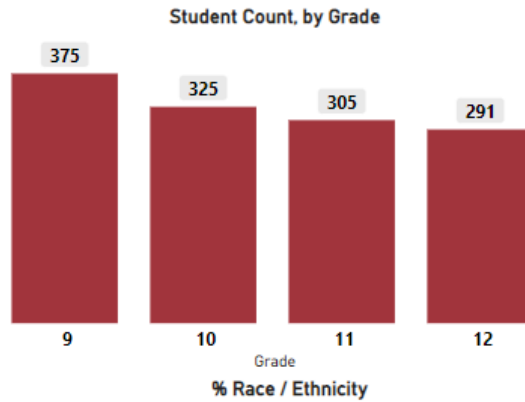
Graduation Rates

4-Year and 5-year Cohort

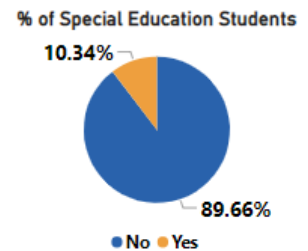
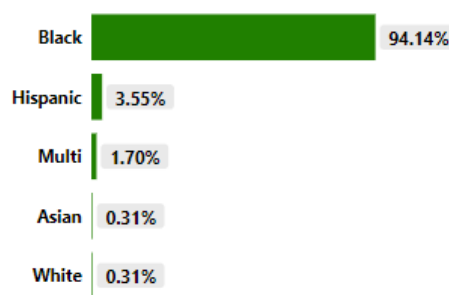
Cohort Year	2022	2021	2020	2019	2018
4-Year Cohort	77.18	81.52	76.98	65.76	73.20
5-Year Cohort	80.50	78.35	68.49	74.15	74.52

2022- 2023 School Demographics

Enrollment
1296
Total Number of Students



Student Count, by Gender



Average SAT Trend Data

	Test Takers	Total Mean Score	Evidenced-Based Reading & Writing Mean	Mathematics Mean
Class of 2022	76	875	458	417
Class of 2021	81	867	445	422
Class of 2020	131	894	461	433
Class of 2019	99	899	465	435
Class of 2018	122	912	476	436

Average ACT Score Trend Data

	Test Takers	English	Mathematics	Reading	Science	Composite
Class of 2022	18	14.9	14.4	16.4	15.6	15.4
Class of 2021	TOO FEW STUDENTS					
Class of 2020	28	15.0	16.1	16.5	16.6	16.3
Class of 2019	55	15.7	16.4	18.8	17.7	17.2
Class of 2018	74	16.0	16.3	17.0	16.9	16.7

Sources: Infinite Campus
Georgia Department of Education, www.gadoe.org
ACT and SAT Cohort Reports

