

History and Highlights

- The most diverse school in DeKalb County School District
- Students come from more than 54 countries and speak 48 languages
- Enrollment of approximately 1,400 students
- Clarkston High School has the only Hearing-Impaired program for high school students

Priority Areas and Improvement Strategies

- Literacy
 - Sheltered Instruction Observation Protocol
 - Technology Literacy
 - Incorporating Writer's Workshop
- Math
 - Mathematical Literacy
 - Polya's Problem Solving Process
- School Culture: Improve Graduation Rate and School Culture
 - Attendance improvement
 - Provide Social and Emotional Support for all students
 - Improvement of Graduation Rate
- Science
 - Project-based learning (PBL)
 - 3-Dimensional Learning

School Performance

GADOE College and Career Ready Performance Index (CCRPI) Scores

INDICATORS	2022	2019	2018
CCRPI Single Score	N/A	67.7	67.4
CONTENT MASTERY	41.6	47.6	44.1
ELA	39.05	45.19	40.68
MATH	36.11	44.69	45.70
SCIENCE	38.55	41.75	39.50
SOCIAL STUDIES	52.71	58.63	50.56
PROGRESS	N/A	93.5	96.2
ELA	N/A	97.17	96.25
MATH	N/A	91.39	100.00+
ENGLISH LEARNERS	80.91	86.15	79.03
CLOSING GAPS	N/A	74.1	74.1
READINESS	50.8	57.7	53.8

Graduation Rates

4-year and 5-year Cohort

Cohort Year	2022	2021	2020	2019	2018
4-Year Cohort	71.17	69.46	56.61	60.88	61.16
5-Year Cohort	74.93	65.34	66.42	64.97	74.67



Clarkston High School

Mission

To educate all students to become lifelong learners in a diverse society.

Vision

Provide a caring and disciplined environment that fosters academic excellence, community empowerment, and cultural empathy.

School Leadership

Principal

Ms. Pattie Lemelle

Assistant Principals

Ms. Kandrea Bizzell

Ms. Delores Reeves

Dr. Angel Rivers

Dr. Chester Smith

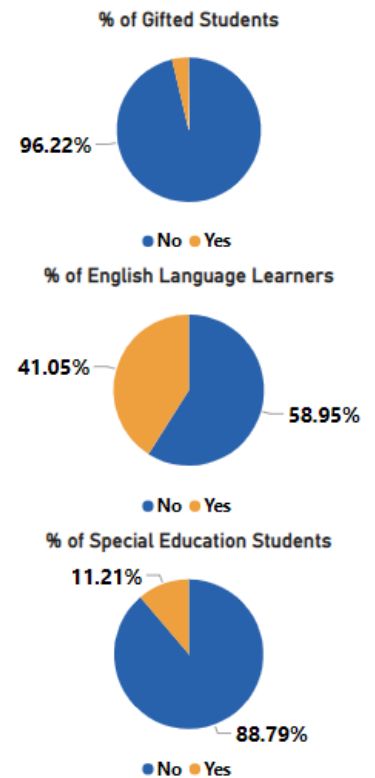
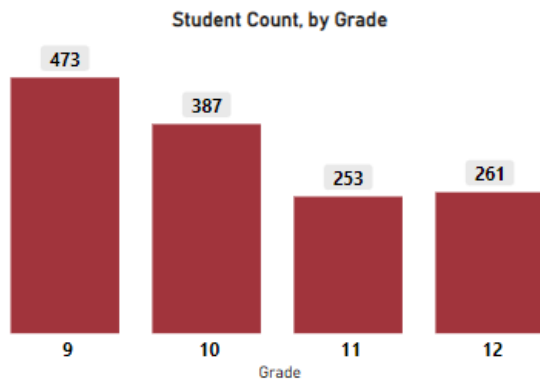
Clarkston High School
 618 N. Indian Creek Rd
 Clarkston, GA 30021

(678) 676 – 5302

www.clarkstonhs.dekalb.k12.ga.us

2022- 2023 School Demographics

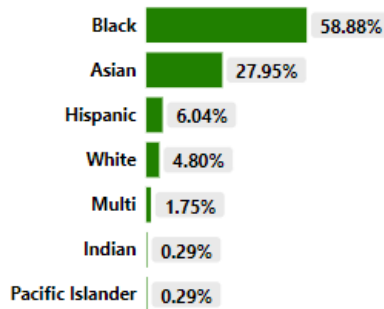
Enrollment
1374
Total Number of Students



Student Count, by Gender



% Race / Ethnicity



Average SAT Trend Data

	Test Takers	Total Mean Score	Evidenced-Based Reading & Writing Mean	Mathematics Mean
Class of 2022	244	860	434	426
Class of 2021	254	829	412	418
Class of 2020	230	859	431	427
Class of 2019	171	890	446	445
Class of 2018	162	890	444	446

Average ACT Score Trend Data

	Test Takers	English	Mathematics	Reading	Science	Composite
Class of 2022	35	14.8	16.8	16.1	16.5	16.2
Class of 2021	TOO FEW STUDENTS					
Class of 2020	54	15.1	17.4	17.2	17.3	16.9
Class of 2019	87	14.2	16.3	15.4	16.1	15.6
Class of 2018	94	13.8	16.6	15.8	16.7	15.9

Sources: Infinite Campus
Georgia Department of Education, www.gadoe.org
ACT and SAT Cohort Reports



678.676.5302

618 N. Indian Creek Drive, Clarkston, GA 30021

clarkstonhs.dekalb.k12.ga.us