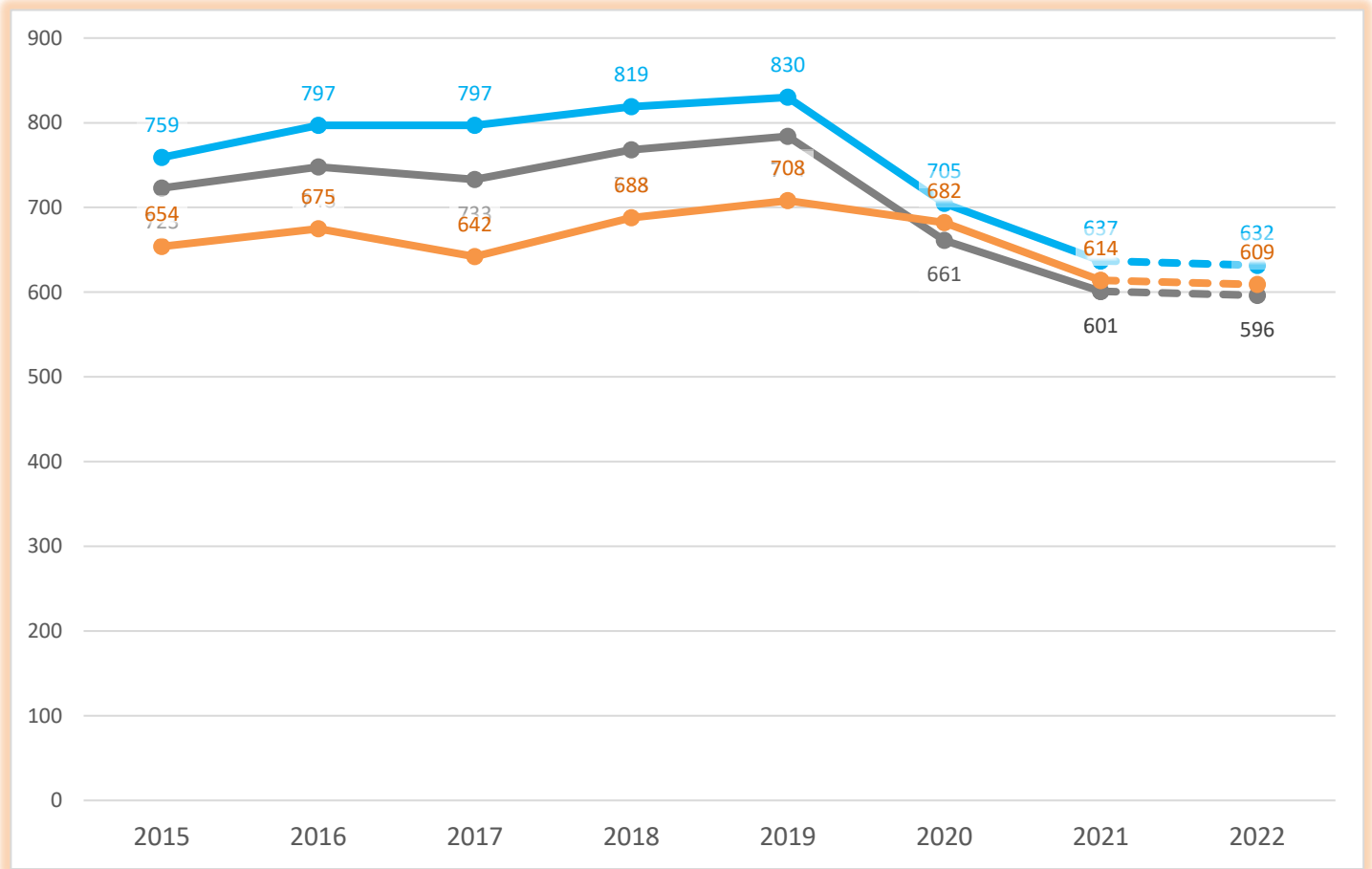





Austin Elementary School

Enrollment History and Forecast by Enrollment Trend



 LiveIn: Students reside(d) in the current attendance area

 ResAtt: Students reside(d) in the current attendance area and attend(ed) the zoned school

 Enrollment: Students enrolled regardless of residence.

Enrollment History and Forecast by Grade

Year	PPK	PK	KK	1	2	3	4	5	Total
2015		21	124	122	118	112	77	80	654
2016		22	134	129	114	112	87	77	675
2017		22	103	127	120	104	89	77	642
2018		22	133	109	124	120	97	83	688
2019		22	148	132	101	121	96	88	708
2020		20	91	146	141	97	103	84	682
2021		22	108	95	125	126	68	70	614
2022	0	22	121	108	88	114	100	56	609