

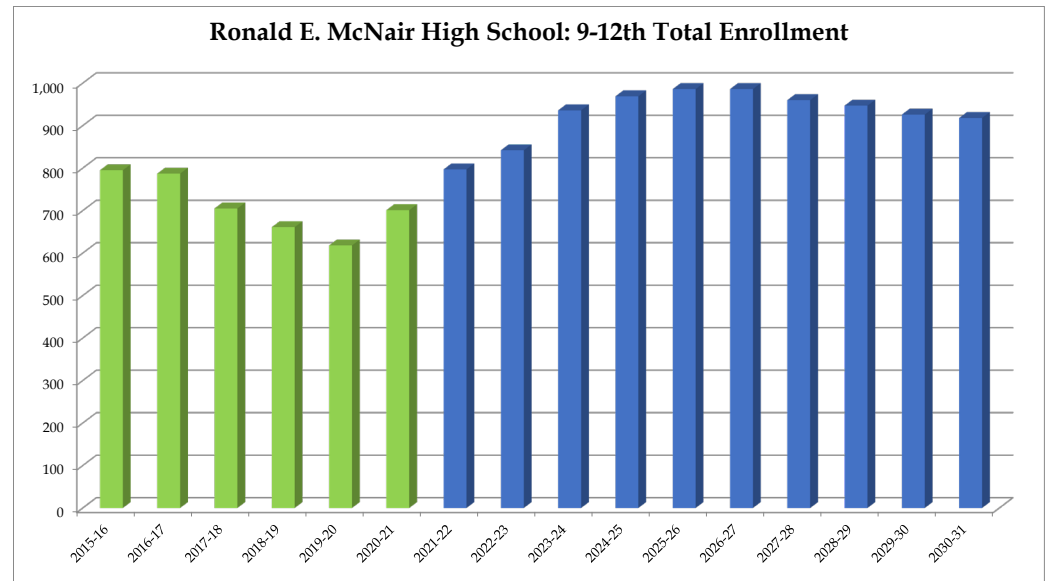
Ronald E. McNair High School

	2015-16	2016-17	2017-18	2018-19	2019-20	2020-21	2021-22	2022-23	2023-24	2024-25	2025-26	2026-27	2027-28	2028-29	2029-30	2030-31
9	282	279	236	235	268	332	371	335	384	387	393	366	352	359	354	352
10	195	193	189	158	123	143	209	234	211	242	244	248	231	222	226	223
11	156	167	143	147	112	115	117	171	192	173	198	200	203	189	182	185
12	162	148	137	121	115	111	100	102	149	167	151	172	174	177	164	158
Total: 9-12	795	787	705	661	618	701	797	842	936	969	986	986	960	947	926	918

Total: 9-12	795	787	705	661	618	701	797	842	936	969	986	986	960	947	926	918
Change		-8	-82	-44	-43	83	96	45	94	33	17	0	-26	-13	-21	-8
% Change		-1.0%	-10.4%	-6.2%	-6.5%	13.4%	13.7%	5.6%	11.2%	3.5%	1.8%	0.0%	-2.6%	-1.4%	-2.2%	-0.9%

Forecasts developed January 2021
 Green cells (2020-2021 and earlier) are historical data
 Blue cells (2021-2022 and later) are forecasted years


- Total enrollment is forecasted to increase by 285 students, or 40.7%, between 2020-21 and 2025-26.
 - Enrollment is forecasted to then decrease by 68 students or -6.9%, between 2025-26 and 2030-31.
- **In total, enrollment is forecasted to increase by 217 students, or 31.0%, between 2020-21 and 2030-31.**



DeKalb County School District, GA

Ronald E. McNair High School

2020-21 Student Density



Note: Concentration represents counts of students within a quarter-mile radius. Concentrations of less than 6 students are excluded.

Legend

School Type

- ES
- ▲ MS
- ★ HS
- CO
- ◊ Charter
- ◇ Other

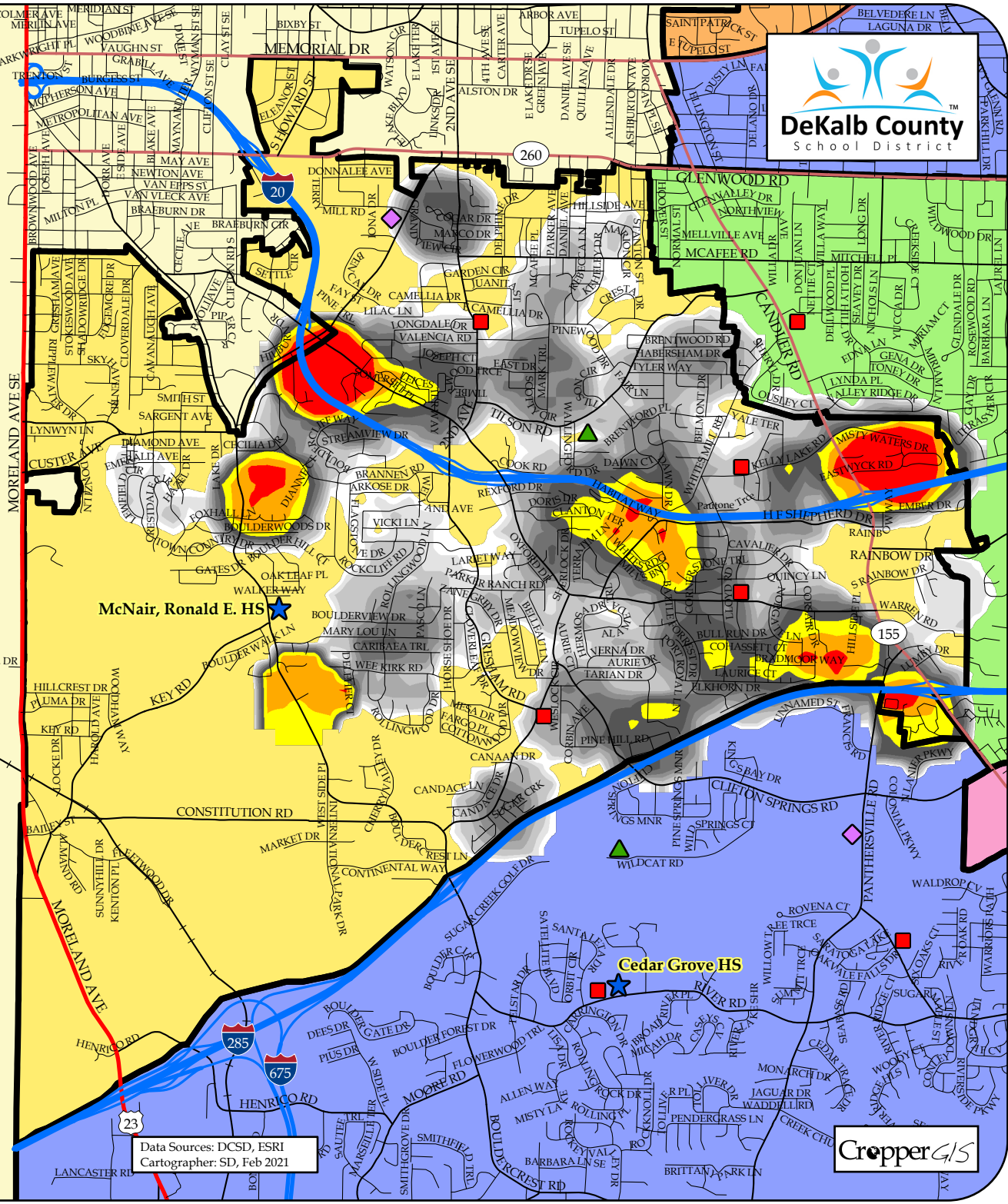

2020-21 HS Boundaries

Student Density (Quantile Classification)

- 31 - 58
- 26 - 30
- 21 - 25
- 17 - 20
- 14 - 16
- 12 - 13
- 10 - 11
- 8 - 9
- 7
- 6

2020-21 HS Zones

MCNAIR HS	
Total Enrollment (9-12)	700
Out of District	1
Unmatched	0
Total Live-In (9-12)	890
Live and Attend In	675
Live Out, Attend In	25
Live In, Attend Out	215



Data Sources: DCSD, ESRI
Cartographer: SD, Feb 2021

