

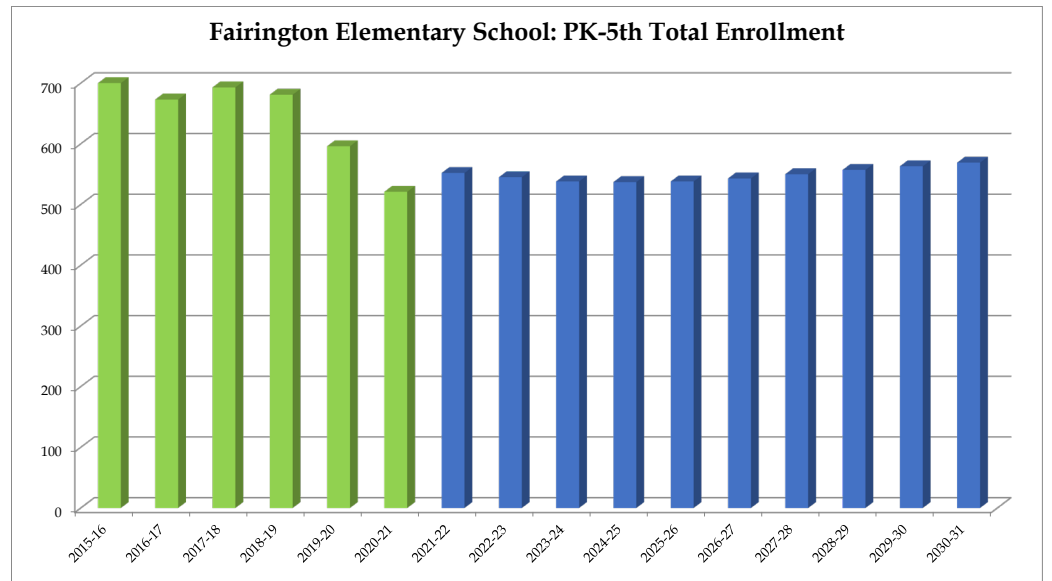
Fairington Elementary School

	2015-16	2016-17	2017-18	2018-19	2019-20	2020-21	2021-22	2022-23	2023-24	2024-25	2025-26	2026-27	2027-28	2028-29	2029-30	2030-31
PK	19	20	18	28	28	14	26	28	28	28	28	28	28	28	28	28
K	112	108	128	130	98	66	99	99	100	101	102	102	103	104	105	106
1	117	102	99	108	96	91	93	91	91	92	93	94	95	96	97	98
2	132	109	103	101	96	85	86	86	84	84	85	86	87	88	89	90
3	123	94	120	123	87	87	82	81	81	79	79	81	82	83	84	85
4	115	122	96	100	92	84	83	78	77	77	75	76	78	79	80	81
5	82	118	129	91	99	94	83	82	77	76	76	76	77	79	80	81
Total: PK-5	700	673	693	681	596	521	552	545	538	537	538	543	550	557	563	569

Total: PK-5	700	673	693	681	596	521	552	545	538	537	538	543	550	557	563	569
Change		-27	20	-12	-85	-75	31	-7	-7	-1	1	5	7	7	6	6
% Change		-3.9%	3.0%	-1.7%	-12.5%	-12.6%	6.0%	-1.3%	-1.3%	-0.2%	0.2%	0.9%	1.3%	1.3%	1.1%	1.1%

Forecasts developed January 2021
 Green cells (2020-2021 and earlier) are historical data
 Blue cells (2021-2022 and later) are forecasted years

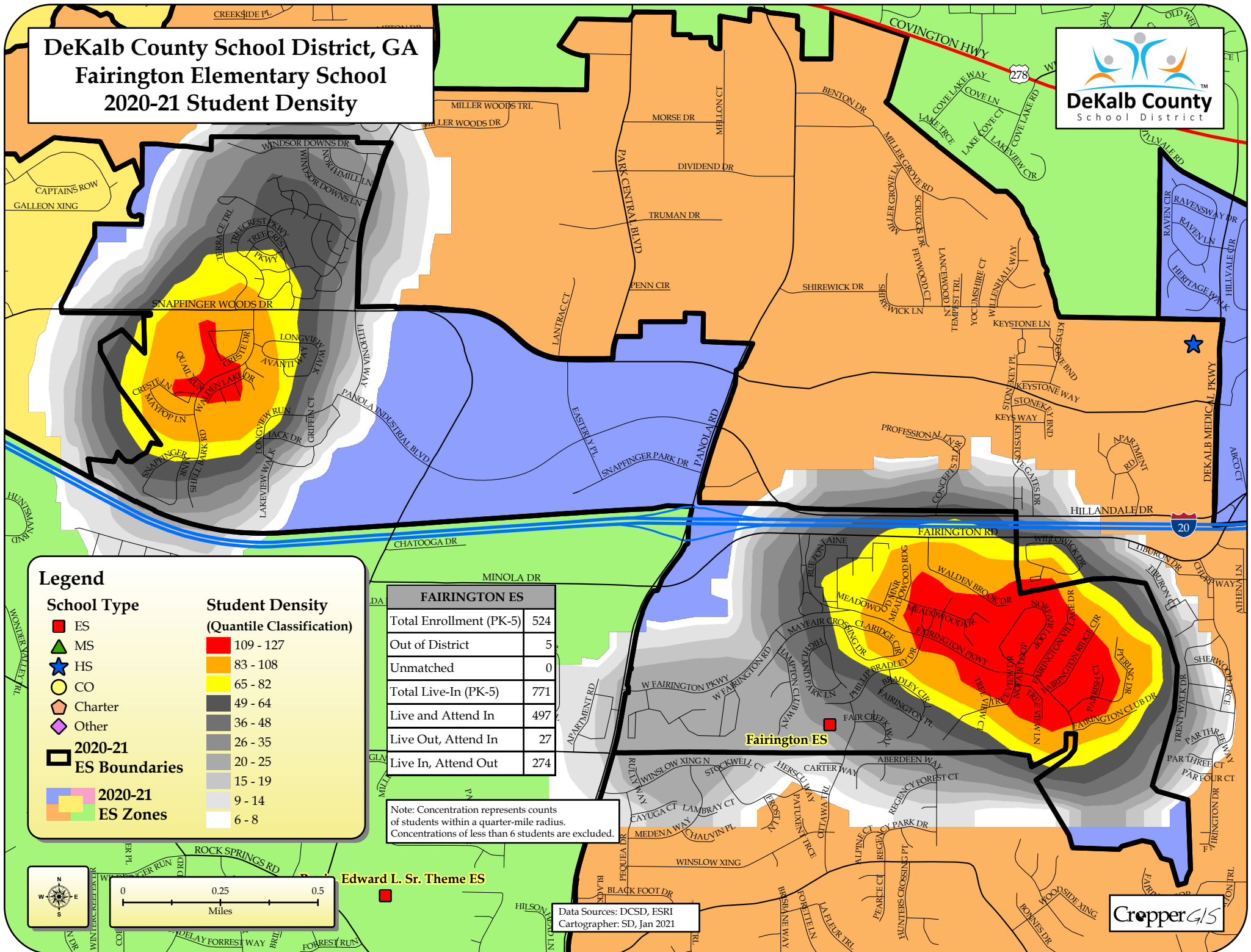
- Total enrollment is forecasted to increase by 17 students, or 3.3%, between 2020-21 and 2025-26.
 - Enrollment is forecasted to then increase by 31 students or 5.8%, between 2025-26 and 2030-31.
- **In total, enrollment is forecasted to increase by 48 students, or 9.2%, between 2020-21 and 2030-31.**



DeKalb County School District, GA

Fairington Elementary School

2020-21 Student Density



FAIRINGTON ES	
Total Enrollment (PK-5)	524
Out of District	5
Unmatched	0
Total Live-In (PK-5)	771
Live and Attend In	497
Live Out, Attend In	27
Live In, Attend Out	274

Note: Concentration represents counts of students within a quarter-mile radius. Concentrations of less than 6 students are excluded.

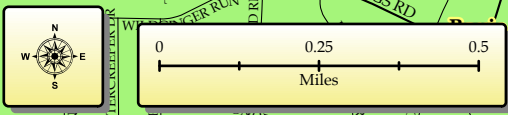
Legend

School Type

- ES
- ▲ MS
- ★ HS
- CO
- ◻ Charter
- ◇ Other
- 2020-21 ES Boundaries
- 2020-21 ES Zones

Student Density (Quantile Classification)

- 109 - 127
- 83 - 108
- 65 - 82
- 49 - 64
- 36 - 48
- 26 - 35
- 20 - 25
- 15 - 19
- 9 - 14
- 6 - 8



Edward L. Sr. Theme ES

Data Sources: DCSD, ESRI
Cartographer: SD, Jan 2021

