

Chamblee Middle School

	2015-16	2016-17	2017-18	2018-19	2019-20	2020-21	2021-22	2022-23	2023-24	2024-25	2025-26	2026-27	2027-28	2028-29	2029-30	2030-31
6	231	211	207	241	236	241	245	282	262	304	333	326	324	324	331	336
7	370	376	379	367	392	371	410	417	479	445	517	566	554	551	551	563
8	336	377	371	361	359	388	367	402	409	469	436	507	555	543	540	540
Total: 6-8	937	964	957	969	987	1000	1022	1101	1150	1218	1286	1399	1433	1418	1422	1439

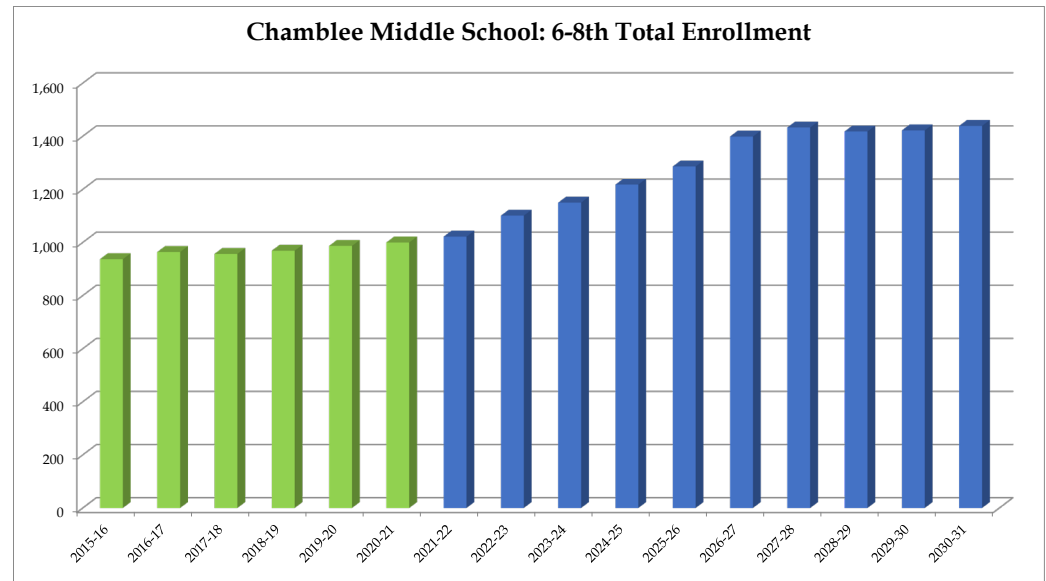
Total: 6-8	937	964	957	969	987	1000	1022	1101	1150	1218	1286	1399	1433	1418	1422	1439
Change		27	-7	12	18	13	22	79	49	68	68	113	34	-15	4	17
% Change		2.9%	-0.7%	1.3%	1.9%	1.3%	2.2%	7.7%	4.5%	5.9%	5.6%	8.8%	2.4%	-1.0%	0.3%	1.2%

Forecasts developed January 2021

Green cells (2020-2021 and earlier) are historical data

Blue cells (2021-2022 and later) are forecasted years

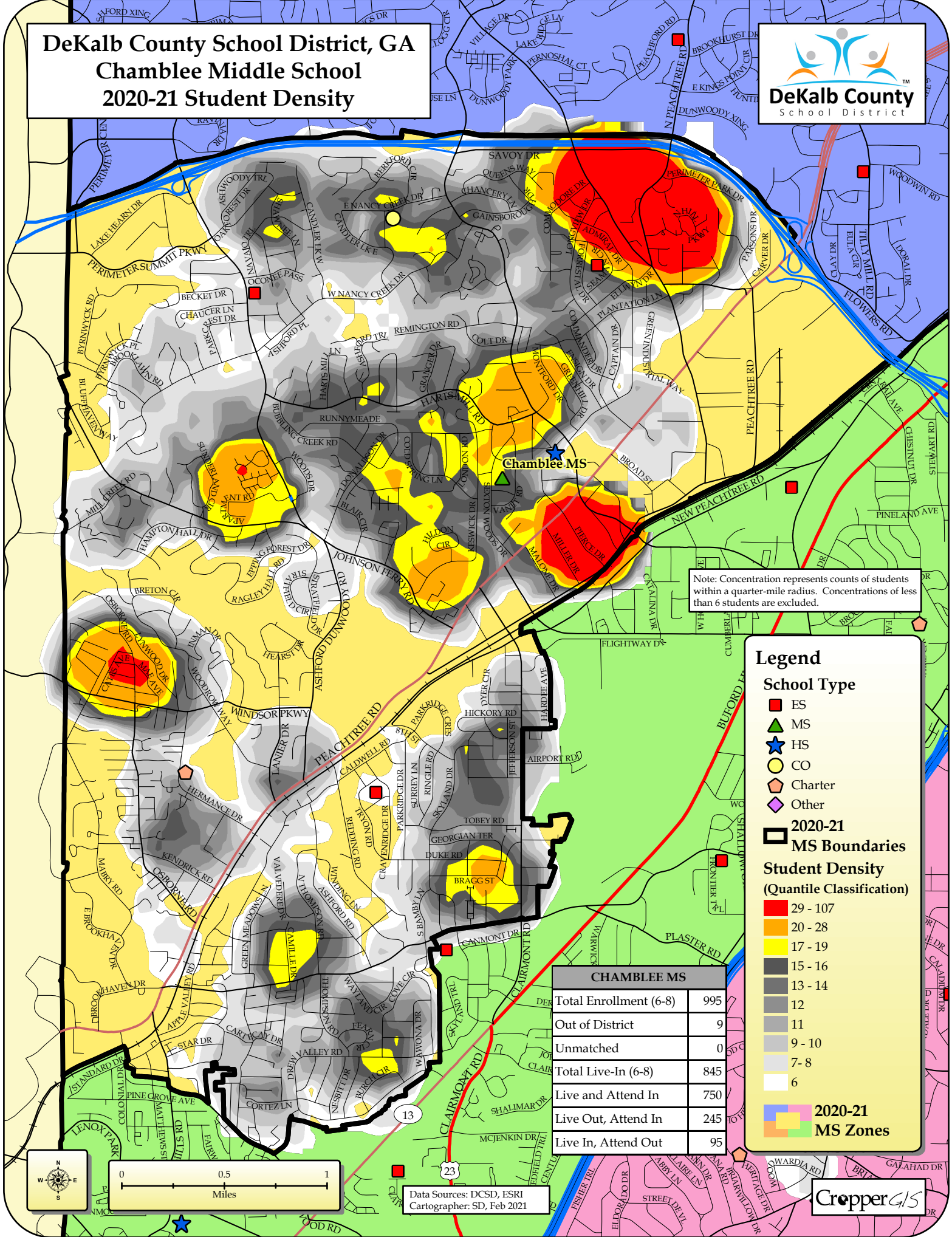
- Total enrollment is forecasted to increase by 286 students, or 28.6%, between 2020-21 and 2025-26.
 - Enrollment is forecasted to then increase by 153 students or 11.9%, between 2025-26 and 2030-31.
- **In total, enrollment is forecasted to increase by 439 students, or 43.9%, between 2020-21 and 2030-31.**



DeKalb County School District, GA

Chamblee Middle School

2020-21 Student Density



Note: Concentration represents counts of students within a quarter-mile radius. Concentrations of less than 6 students are excluded.

Legend

School Type

- ES
- ▲ MS
- ★ HS
- CO
- ◊ Charter
- ◇ Other
- 2020-21 MS Boundaries

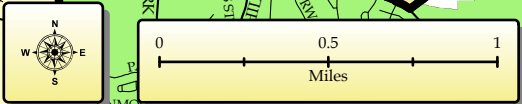
Student Density (Quantile Classification)

- 29 - 107
- 20 - 28
- 17 - 19
- 15 - 16
- 13 - 14
- 12
- 11
- 9 - 10
- 7 - 8
- 6

2020-21 MS Zones

- Zone 1
- Zone 2
- Zone 3
- Zone 4
- Zone 5
- Zone 6
- Zone 7
- Zone 8
- Zone 9
- Zone 10
- Zone 11
- Zone 12
- Zone 13
- Zone 14
- Zone 15
- Zone 16
- Zone 17
- Zone 18
- Zone 19
- Zone 20
- Zone 21
- Zone 22
- Zone 23
- Zone 24
- Zone 25
- Zone 26
- Zone 27
- Zone 28
- Zone 29
- Zone 30
- Zone 31
- Zone 32
- Zone 33
- Zone 34
- Zone 35
- Zone 36
- Zone 37
- Zone 38
- Zone 39
- Zone 40
- Zone 41
- Zone 42
- Zone 43
- Zone 44
- Zone 45
- Zone 46
- Zone 47
- Zone 48
- Zone 49
- Zone 50

CHAMBLEE MS	
Total Enrollment (6-8)	995
Out of District	9
Unmatched	0
Total Live-In (6-8)	845
Live and Attend In	750
Live Out, Attend In	245
Live In, Attend Out	95



Data Sources: DCSD, ESRI
Cartographer: SD, Feb 2021

